



2009 ANNUAL REPORT



**Exceptional
service delivered
by
knowledgeable
people with
integrity,
enthusiasm, and
respect.**



Dave Heineman, Governor
Beverly Neth, Director



Dave Heineman
Governor

STATE OF NEBRASKA

DEPARTMENT OF MOTOR VEHICLES
Beverly Neth
Director

April 1, 2010

Again this year, the Department of Motor Vehicles Annual Report will be published solely in electronic format. A downloadable copy of the Report, DMV related information and all DMV forms are available via the website at www.dmv.ne.gov. I also encourage you to take the time to visit www.clickDMV.ne.gov where all of the DMV's on-line services are located.

The Report covers the period of January 1, 2009 to December 31, 2009. It contains an executive summary of the Department, specific accomplishments of the DMV divisions, and a wealth of statistical information concerning Nebraska's vehicles and drivers.

I want to thank to Governor Heineman, the state legislators, county officials, members of our advisory boards and task forces, and our partner state agencies for their support. The success of the DMV depends upon the continued support of these individuals.

If you have any questions regarding the information provided in the Annual Report or would like additional information regarding the Department of Motor Vehicles, please feel free to contact us at (402) 471-3900.

Sincerely,

A handwritten signature in cursive script that reads "Beverly Neth".

Beverly Neth
Director

Table of Contents

Mission/Vision Station	4
Executive Summary	5
Administration Division	7
Legal Division.....	7
Administrative License Revocation (ALR) Statistics	9
Information Systems Division	10
Motor Carrier Services Division	11
Motor Carrier Services Statistics	12
Financial Responsibility Division	13
Financial Responsibility Statistics	14
Driver Licensing Services	15
Driver Licensing Services Statistics	17
Driver Licensing Services Document Types	18
NE Licensed Drivers by Type of License/Permit.....	19
Licensed Drivers by County.....	20
Highway Safety Division.....	21
Motorcycle Safety Education	32
Office of Juvenile Justice and Delinquency Prevention.....	32
Traffic Violation Diversion Program	33
Driver and Vehicle Records Division	34
Driver and Vehicle Records Statistics.....	37
Total Vehicles Registered.....	38

Nebraska Department of Motor Vehicles

Mission Statement

To promote public safety through education and regulation of drivers and motor vehicles, and to collect revenues that provide resources for state and local government operations.

Vision Statement

Exceptional service delivered by knowledgeable people with integrity, enthusiasm and respect.

NEBRASKA DEPARTMENT OF MOTOR VEHICLES **Executive Summary**

The Nebraska Department of Motor Vehicles is composed of eight divisions.

Administration houses the office of the director and oversees the operations of the other seven divisions, which includes 195 employees and an annual budget of \$29 million for FY09-10. Administration includes the deputy director, budget and human resources officers and support staff. The director serves as the Governor's Highway Safety Representative and also serves as chairperson of the Motor Vehicle Industry Licensing Board.

Beverly Neth, Director
Patricia Phillips, Deputy Director

Gary Ryken, Account and Finance Manager
Arnita Endacott, Personnel Manager

Driver and Vehicle Records (DVR): (Betty Johnson, Administrator)

DVR is responsible for the administration of the statewide Vehicle Titling and Registration System (VTR). VTR is used by all 93 counties for the titling and registration of Nebraska's approximately 2.2 million motor vehicles. VTR is also the system through which all motor vehicle taxes, motor vehicle fees, motor vehicle registration fees, sales tax, wheel tax and other assorted fees are collected. The division is responsible for the state's license plate program, including the budget, inventory control of the 58 types of license plates throughout all 93 counties, and the message and specialty plate programs. The division also reviews applications and issues approximately 100,000 handicapped parking permits. The division maintains the Motor Vehicle Insurance Database.

DVR is also responsible for the database that maintains the records of 1.4 million licensed drivers and state ID card holders and the Digital Driver License System used by the counties to issue documents. The DVR Help Desk provides technology and business support for county officials and the general public. DVR also houses a Fraud Unit that investigates identity theft, driver license fraud, and title and odometer fraud.

Driver Licensing Services: (Sara O'Rourke, Administrator)

Driver Licensing Services is responsible for ensuring that individuals meet Nebraska's licensing standards and requirements for issuance of driver permits, licenses and State ID Cards. The division utilizes three systems to effectively administer its programs: the Interactive Driver License System, the Digital Driver License System, Automated Testing System and the CDL 3rd Party Tester Data Base.

The division certifies and audits 21 Driver Training Schools, 156 Driver Safety Schools, 50 Commercial Driver License (CDL) Third Party Testers and 84 Commercial Driver License Examiners. There are 97 exam offices and 99 employees located throughout the State who help individuals obtain nine different types of permits and six types of licenses and State ID cards. Thirteen of the 97 offices are open five days a week. Approximately 513,000 applicants for driver licenses and identification cards are processed each year.

Motor Carrier Services (MCS): (Cathy Beedle, Administrator)

MCS administers a variety of programs relating to the trucking industry, including the International Registration Plan (IRP) that collects and distributes registration fees between member states (48 States, the District of Columbia and 10 Canadian Provinces). In 2009, the division collected over \$71 million total IRP fees, (retained \$28.5 million in Nebraska) and distributed the balance of \$42.8 million to other IRP jurisdictions.

MCS administers the International Fuel Tax Agreement (IFTA) that requires the equitable distribution of fuel tax between member states (48 States, District of Columbia and 10 Provinces). In 2009, the division collected over \$20 million in fuel tax revenues -- retained \$5.9 million in Nebraska and distributed \$14.2 million to other IFTA jurisdictions

The MCS division continues to be a participant in the Unified Carrier Registration (UCR). For 2009, MCS satisfied their UCR entitlement and collected \$742,000 for the State, while providing another \$575,000 to the UCR depository for distribution to other states.

MCS issues certificates of titles for apportioned vehicles and audits IRP and IFTA returns.

***Nebraska Office of Highway Safety (NOHS):** (Fred Zwonechek, Administrator)

This division coordinates, develops, and implements Nebraska's annual traffic safety plan. The purpose of the plan is to identify and prioritize Nebraska's traffic safety problems that contribute to traffic-related injuries and fatalities. As the Governor's Highway Safety Representative, the director of the agency is responsible to oversee the State's annual federal highway safety allocation to reduce traffic-related injuries and fatalities. During FY09, over 70% of the \$5,342,584 expended from federal highway funding allocations was awarded to directly benefit local, county, municipal government agencies, and local non-profit organizations. The remaining 30% of the funds were awarded to state agencies for traffic safety projects.

Legal Division: (Noelie Sherdon, Administrator)

Primary duties of the legal division involve administrative hearings, management of the Administrative License Revocation (ALR) program, legal advice, rules and regulations, legal documents, intoxilyzer training, manufacturer's warranty duties, fifteen-year license revocation reprieves, claims board, and the health advisory board. Legal's largest program is conducting hearings for administrative license revocation. In 2009, the ALR program helped to reduce Nebraska's human and economic consequences of motor vehicle crashes by affirming the administrative revocation of 10,815 drunk drivers.

Financial Responsibility (FR): (Kathy Hraban, Manager)

The Financial Responsibility Division identifies those individuals who do not drive safely and assists them in becoming safe drivers. FR denies driving privileges via disqualification (CDL licenses), suspension or revocation of driver licenses to those who cannot or will not drive safely, and subsequently reinstatement of the driver licenses. In 2009, the division revoked/suspended the driver licenses of 63,420 individuals, reinstated 49,487 driver licenses, and recorded 191,074 traffic violation convictions to driving records. FR is the point of contact for issuance of employment drive and medical hardship permits, as well as ignition interlock restricted licenses. The division also aids in the collection of traffic fines and child support order payments.

Information Systems Division (IS): (Keith Dey, Manager)

Responsible for the development, installation, maintenance and support of all DMV related business applications. IS expanded the document imaging system for several divisions, on-line services, DMV website, administrative support to DMV's main office computer systems (hardware and software), and converted county offices to the 'one stop' VTR process.

***NOHS was transferred to the Department of Roads on July 1, 2009.**

ADMINISTRATION DIVISION

The Administration Division is the support services office for the Department of Motor Vehicles. The division includes the director, deputy director, accounting and finance manager, human resources manager and support staff. Functions in the Administration Division provide overall assistance to the operations of all sections within the Department of Motor Vehicles. Until July 1, 2009, the director served as the Governor's Highway Safety Representative and, as such, was responsible for oversight of the state's annual federal highway safety allocated funds. The director also serves as the chairperson of the Motor Vehicle Industry Licensing board.

LEGAL DIVISION

The Legal Division performs a variety of tasks within the Department of Motor Vehicles. Primary duties involve administrative hearings, legal advice, legislation, rules and regulations, legal documents, intoxilyzer training and administrative license revocation program, manufacturer's warranty duties, fifteen-year license revocation reprieves, claims board and the health advisory board.

Administrative Hearings

All administrative hearings for the Department are conducted by the Legal Division. Hearings are held for commercial driver license issues such as disqualifications, third party testers and commercial driver instructors; financial issues involving bankruptcies and self-insurance; and issues relating to Motor Carrier Services, such as protests under the International Registration Plan (IRP) and the International Fuel Tax Agreement (IFTA); and motor vehicle tax objections.

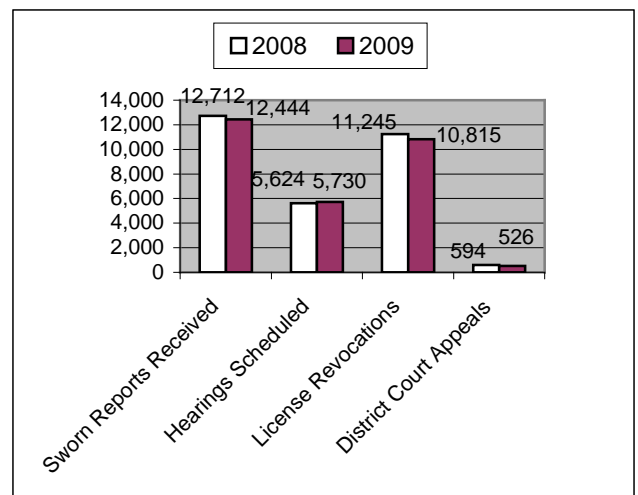
The majority of hearings are for Administrative License Revocations. Law enforcement officers have the authority to take the license of a driver who refuses or fails a chemical test. The motorist may contest the automatic revocation by petitioning for a hearing. The Department holds a hearing to decide the merit of the driver's claim. In 2009, there were 12,444 sworn reports received, 5,730 hearings scheduled and 10,815 licenses revoked. Motorists may appeal the DMV decision to the District Court. The Legal Division processed 526 District Court appeals during 2009.

Rules and Regulations, Contracts, Legal Documents

Rules and Regulations are developed through the Legal Division. New and revised rules and regulations are initiated by changes in statutes, require a public hearing and are reviewed and approved by the Attorney General and the Governor. In 2009, six sets of regulations were promulgated and one hearing was held.

The Legal Division works with other DMV divisions, the public and other agencies to develop these rules and regulations.

In addition, the Legal Division reviews and drafts contracts and other legal documents involving other agencies, outside companies and the public.



Fifteen-Year License Revocation Reprieves

A person whose license has been revoked for 15 years may file an application for reinstatement after seven years of the revocation have passed. The Legal Division reviews each application and prepares a written recommendation for the Director to provide to the Board of Pardons. In 2009, 36 applications were processed; 10 were granted reprieves.

Manufacturer’s Warranty Duties (Lemon Law)

The Legal Division provides lemon law information to interested consumers. Staff answers telephone inquires and provides information on the Internet and through brochures. Nebraska is a founding member of the International Association of Lemon Law Administrators, which was organized to facilitate the flow of lemon law information across all jurisdictions on behalf of consumers. Nebraska’s lemon law requires manufacturers to make a new vehicle conform to the vehicle’s written warranty through either an informal settlement with a consumer or in response to a lawsuit in state court by a consumer.

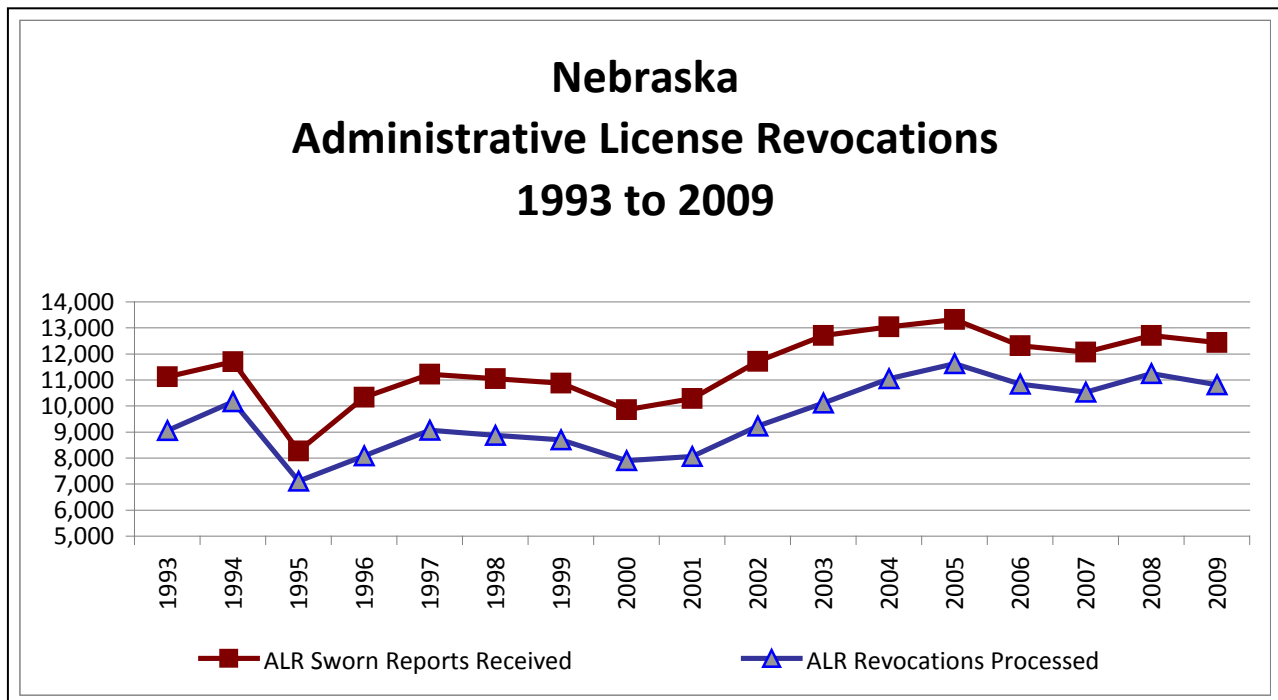
Claims Board

All claims filed against the Department of Motor Vehicles are handled by a staff attorney representing the DMV before the Claims Board. The staff attorney coordinates the agency’s response to the claim and any arguments made to the Claims Board.

Other Boards and Councils

When necessary, the Health Advisory Board, composed of medical specialists, is called to make a careful medical review and evaluation to determine whether a person is physically or mentally qualified to hold a driver license. A staff attorney is present at the board meetings.

A staff attorney handles protests under the International Registration Plan (IRP) and the International Fuel Tax Agreement (IFTA). A member of the Legal Division is designated to attend Federal Bankruptcy Court whenever hearings may be necessary to protest taxes or fees owed to the Department.



Nebraska Administrative License Revocation (ALR) Statistics

Year	DUI Arrests Reported	ALR Sworn Reports Received	* % of Sworn Reports Received Compared to Arrests	Petitions for Hearing Received	** % of Sworn Reports Received Petitioning for Hearing	Hearings Scheduled	Dismissals/All Reasons	*** % of Dismissals	ALR 1 Year Refusal	ALR 90 Day	ALR 1 Year	# Total ALR Revocations	^ % of Sworn Reports Received Resulting in Revocation	Appeals Filed in District Court	% of Appeals/ALR Revocations	Average Blood Alcohol Content
1993	12,140	11,122	91.6%	3,363	30.2%	2,973	680	6.1%	918	7,896	240	9,054	81.4%	N/A	N/A	0.174
1994	12,930	11,696	90.5%	3,895	33.3%	3,568	844	7.2%	1,084	8,265	813	10,162	86.9%	N/A	N/A	0.171
1995	12,841	8,268	64.4%	3,054	36.9%	3,014	920	11.1%	835	5,433	848	7,116	86.1%	N/A	N/A	0.172
1996	12,763	10,330	80.9%	3,231	31.3%	3,138	951	9.2%	865	6,047	1,179	8,091	78.3%	217	2.7%	0.174
1997	13,119	11,217	85.5%	3,971	35.4%	3,698	1,685	15.0%	985	6,497	1,586	9,068	80.8%	N/A	N/A	0.170
1998	13,439	11,048	82.2%	4,066	36.8%	3,748	1,577	14.3%	914	6,245	1,710	8,869	80.3%	N/A	N/A	0.169
1999	13,422	10,881	81.1%	4,336	39.8%	4,026	1,725	15.9%	897	6,072	1,727	8,696	79.9%	N/A	N/A	0.168
2000	11,948	9,852	82.5%	3,958	40.2%	3,650	1,660	16.8%	834	5,268	1,802	7,904	80.2%	N/A	N/A	0.169
2001	12,166	10,283	84.5%	4,196	40.8%	3,883	1,675	16.3%	746	5,521	1,798	8,065	78.4%	387	4.8%	0.164
2002	13,154	11,718	89.1%	5,152	44.0%	4,799	2,061	17.6%	780	6,479	1,972	9,231	78.8%	430	4.7%	0.159
2003	13,415	12,715	94.8%	5,744	45.2%	5,277	2,418	19.0%	811	7,052	2,253	10,116	79.6%	405	4.0%	0.156
2004	14,093	13,038	92.5%	6,209	47.6%	5,518	2,414	18.5%	862	7,642	2,550	11,054	84.8%	416	3.8%	0.157
2005	14,525	13,321	91.7%	6,581	49.4%	6,040	2,245	16.9%	872	7,968	2,789	11,629	87.3%	436	3.7%	0.160
2006	13,421	12,310	91.7%	6,097	49.5%	5,581	2,107	17.1%	881	7,401	2,555	10,837	88.0%	448	4.1%	0.158
2007	13,437	12,069	89.8%	5,454	45.2%	5,217	1,968	16.3%	907	7,267	2,357	10,531	87.3%	518	4.9%	0.159
2008	13,660	12,712	93.1%	6,139	48.3%	5,624	1,905	15.0%	926	7,555	2,764	11,245	88.5%	594	5.3%	0.158
2009	NA	12,444	NA	6,195	49.8%	5,730	2,170	17.4%	842	7,317	2,656	10,815	86.9%	524	4.8%	0.159

January 1, 1993 - Administrative License Revocation (ALR) Law
 January 1, 1994 - .02 BAC (Zero Tolerance) Under 21 Drivers
 August 28, 1999 - Open Container Law
 September 1, 2001 - .08 BAC Law
 September 4, 2005 - .16 BAC Law
 July 14, 2006 - .15 BAC Law

* ALR Sworn Reports Received / DUI Arrests Reported = Percent of Sworn Reports Received compared to Arrests
 ** Petitions for Hearing Received / ALR Sworn Reports Received = Percent of Sworn Reports Received Petitioning for Hearing
 *** Dismissal - All Reasons /ALR Sworn Reports = Percent of Dismissals
 # Total ALR Revocations Processed/Refusal, 90 Day, and 1 Year Enhanced; included Automatic Revocations and after Hearings.
 ^ Total ALR Revocations / ALR Sworn Reports Received = Percent of Sworn Reports Received Resulting in Revocation

NOTE:
 % of dismissals and % of revocations total more than 100% due to revocations dismissed pursuant to bypass [60-498.02(6)] and some dismissals on appeal.

 Revocations are counted and percentage calculated on the last day of the month the revocation was ordered.

 Dismissals are counted and percentage calculated 45 days after the last day of the month the revocation was ordered.

NA - Not Available

Last Date Modified: March 1, 2010

INFORMATION SYSTEMS DIVISION

The Information Systems Division of the Department of Motor Vehicles provides the tools, expertise and support needed to develop more efficient methods to serve both our internal customers and the citizens of Nebraska.

To meet this goal the division has personnel who specialize in:

- The management of computer systems on the IBM AS/400, IBM Mainframe and Intel platforms.
- Ethernet and wireless networks
- The development, installation and support of technical solutions and business applications.
- PC support, software installation and troubleshooting.
- Project management

The focus of the DMV has been to provide customers with easy access to both services and data hosted by the DMV. DMV on-line services are provided through Nebraska.Gov (www.nebraska.gov), NCJIS (Nebraska Criminal Justice Information System) and to the customers of the Department of Motor Vehicles at www.clickdmv.ne.gov

As the DMV moves towards more accessible services, coordination and cooperation with other state agencies is critical. Digital technologies are being developed and implemented to maintain and improve the security of our personal identities while making our services and information easily accessible.

Major activities in 2009:

The IS Division expanded the use of the new enterprise document imaging system. The imaging system was expanded to include service to the Motor Carrier Services Division, Legal Division and Driver and Vehicle Divisions.

The division upgraded all AS400 terminals to thin client technology, installed new laser printers in all examination offices, assisted in the upgrade of the statewide network.

The division converted the county offices to the 'One Stop' VTR process.

The IS Division also assisted in the implementation of a new business process and technical installation to support Driver License issuance.



Get out of line and go ON line.



Renew your license plates
Order Specialty License plates
Reinstate your Driver License
Pay your IFTA and IRP fees

NEBRASKA.GOV

www.clickdmv.ne.gov

MOTOR CARRIER SERVICES DIVISION

The Division of Motor Carriers “One-Stop Shop” administers a variety of programs relating to the trucking industry:

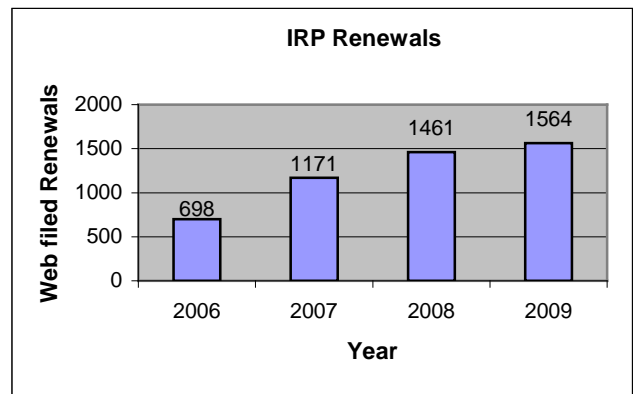
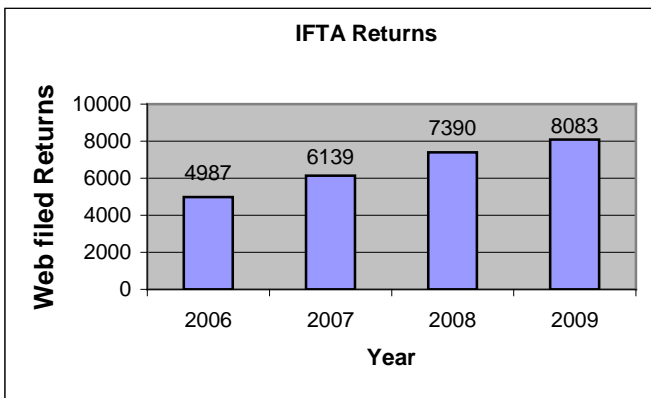
- The International Registration Plan (IRP), a vehicle registration program whose purpose is to collect and distribute registration fees between member states.
- The International Fuel Tax Agreement (IFTA), an agreement between member states for the purpose of equitable distribution of fuel tax.
- The Unified Carrier Registration (UCR) program. All motor carriers, motor private carriers brokers and freight forwarders are required to pay UCR fees annually.
- The issuance of certificates of title, noting of liens and collection of sales tax and tire fee for apportioned vehicles.
- The auditing of motor carrier fuel and mileage records, in accordance with the IRP and IFTA agreements.

Major activities in 2009:

The division continued working with the Federal Motor Carrier Safety Administration (FMCSA) with the two grants currently supported by that agency.

- Performance Registration Information Systems Management (PRISM)
The PRISM program ties the safety rating of a motor carrier with the ability to obtain registration credentials and provides for a process to revoke credentials if a carrier is placed out of service by FMCSA. The grant expired October 1, 2009.
- Commercial Vehicle Information System and Networks (CVISN)
In cooperation with the University of Nebraska, the division received a grant to study the feasibility of utilizing RFID technology imbedded into license plates.

Additionally, the division continued to focus efforts on enhancing and promoting the on-line functions available to carriers. On-line payments were first accepted in September 2008 with the IFTA tax return. In 2009, the on-line payment process was expanded to include IRP payments.



Motor Carrier Services Statistics – 2009

Nebraska Based Carriers	
IRP Carriers	3,965
IRP Fleets	4,054
IFTA Carriers	4,043
UCR Carriers	7,016
Nebraska Based Vehicles	
Power Units	37,108
Trailer Units	71,985
Total Power/Trailer Units	109,093
Nebraska Based Carriers Field Audits	
IRP	153
IFTA	133
Audits Processed from other Jurisdictions	4,973
Titles Issued for Apportioned Vehicles	11,464
Liens Noted	5,171
Total IFTA Decals Issued	50,139
International Registration Plan	
Fees Distributed to other IRP States	\$42,855,244
Nebraska IRP Fees to Highway Trust Fund & MV Tax Fund	\$28,544,808
Total IRP Fees Collected	\$71,400,052
International Fuel Tax Agreement	
Taxable Gallons	267,745,434
Tax Paid Gallons Paid at Nebraska Retail Outlets	247,376,674
Net Gallons (calculated)	20,368,760
Tax Distributed to other IFTA States	\$14,262,714
Nebraska Tax Collected on Returns	\$5,939,683
Total Tax Collected through the IFTA Program	\$20,202,397
Total Fuel Tax Paid by IFTA Carriers (calculated)	\$70,684,795
291,610,400 x average tax rate (.264)	
UCR Fees (Unified Carrier Registration)	
Fees Distributed to other UCR States	\$575,565
Nebraska Fees to General Fund	\$741,974
Total UCR Fees Collected	\$1,317,539
Total MCS Fees and Tax Collection	
Fees Distributed to Highway Trust Fund & MV Tax Fund	\$34,484,491
Fees Distributed to the General Fund	\$741,974
Fees Distributed to other States	\$57,117,958
Total MCS Fees and Taxes Collected	\$92,344,423
IRP on-line Filings	
Renewal filings	1,564
Temporary Registrations	24,079
IFTA on-line Filings	
4th Quarter Return 2008	2,021
1st Quarter Return 2009	1,921
2nd Quarter Return 2009	2,064
3rd Quarter Return 2009	2,077
Total Returns Filed Via the Web	8,083

**FINANCIAL
RESPONSIBILITY
DIVISION**

The goal of the Financial Responsibility Division is to identify those individuals who do not drive safely, to assist individuals in becoming safe drivers, or to deny driving privileges to those who cannot or will not drive safely, and aid the courts in collecting traffic violation fines and support order payments.

Major activities in 2009:

Legislative Changes:

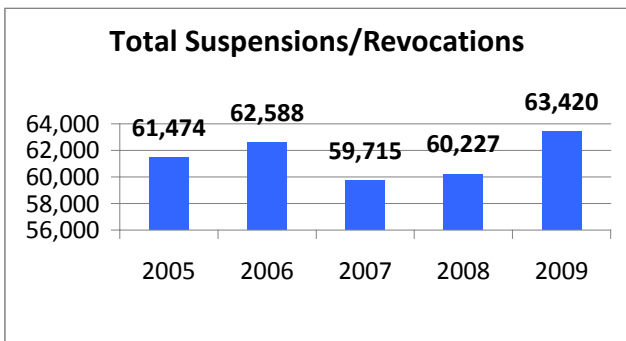
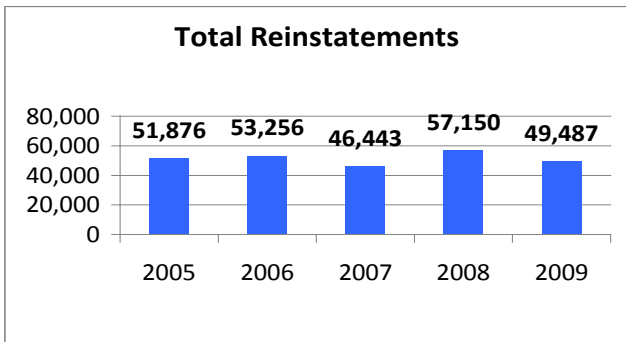
LB 497 went into effect on May 14, 2009 and it provided for the issuance of an ignition interlock permit to an individual who had lost his or her license for an Administrative license revocation for refusal as long as there were no prior administrative actions on their driving record. This change did include a wait time of 60 days before the ignition interlock permit could be issued. Additional wait times were also included in the bill for other major driving under the influence revocations. The individual still must provide a certified copy of the court order, certificate of installation and surrender the license prior to being issued the permit. LB 497 also provided for the issuance of an employment drive permit for individuals who had lost his or her license for a one year Administrative License Revocation resulting from a refusal if the driver did not have any prior Administrative License Revocation within the last twelve years. There is also a wait time of 60 days before the employment drive permit can be issued. This law change required further updates to both the interlock and employment drive permit computer applications.

Customer Service:

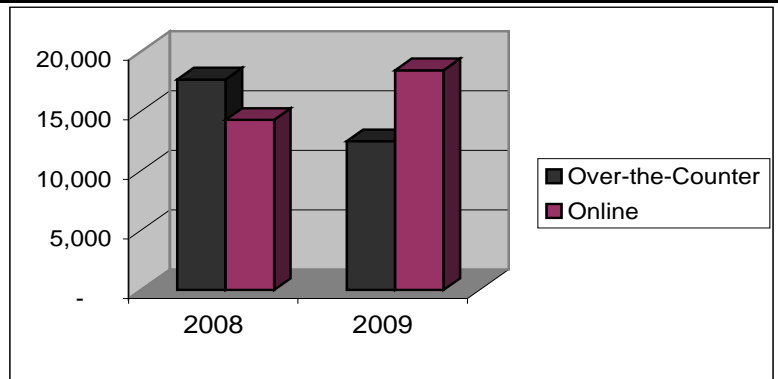
Staff responded to 85,368 phone inquiries.

Additional activities involved in the achievement of our goals include:

- processing driver license suspensions, revocations, and reinstatements which includes data entry on computer work files
- updating a drivers traffic violation records
- responding to phone inquiries and walk-in customers.



Type	2008	2009	% Change
Over-the-Counter	17,655	12,472	-29.36%
Online	14,271	18,426	29.11%
Total	31,926	30,898	-3.22%



Type	2008	2009	% Change
Over-the-Counter	\$ 1,332,810	\$ 931,385	-30.12%
Online	\$ 1,131,900	\$ 1,476,275	30.42%
Total	\$ 2,464,710	\$ 2,407,660	-2.31%

Financial Responsibility Statistics 2009

<i>Traffic Violation Suspensions/Revocations</i>	
Court-Ordered Suspensions	11,886
Insurance Cancellation Suspensions	6,888
Failure to Comply with Traffic Citations Suspensions	17,533
Point Revocations	1,527
Administrative License Revocations (ALR)	10,785
Commercial Driver License (CDL) Disqualifications Revocations	1,117
No Proof Insurance Suspensions	5,805
Accident Suspensions	1,425
Violate Support Order	5,492
Underage 21 Driver Fail to Complete Driver Improvement Course	962
Total Suspensions/Revocations	63,420
<i>Traffic Violation Reinstatements</i>	
Court-Ordered Suspensions	8,022
Insurance Cancellations	6,650
Failure to Comply with Traffic Citations	13,680
Point Revocation	1,630
Administrative License Revocations (ALR)	8,494
Commercial Driver License (CDL) Disqualifications	622
No Proof Insurance	4,932
Accident	1,300
Support Order	3,201
Underage 21 Driver Fails to Complete Driver Improvement Course	956
Total Reinstatements	49,487
<i>Miscellaneous</i>	
Ignition Interlock Permits Issued	1,802
Employment Driving Permits Issued	605
Traffic Violation Convictions	191,074



The goal of Driver Licensing Services is to ensure that persons who meet Nebraska's identification and licensing requirements are issued a permit, operator's license or commercial driver's license and that individuals who meet the identification requirements set forth in state statute are issued a State ID Card. It is our goal to provide quality service that is applied fairly and consistently to all applicants in a helpful and friendly manner.

Major activities in 2009:

Conduct Examinations

During 2009, Driving Licensing Staff processed 512,631 applicants in 97 exam stations statewide. This included new applicants (licensed individuals who moved to Nebraska from another state, individuals who had never been issued a license document before and individuals whose Nebraska license document had been expired over one year) and renewal applicants.

Implement New Legislation

July 20, 2009, a number of driver license security initiatives were implemented as a result of the passage of Legislative Bill 911 in the 2008 Legislative Session. The legislation directed the Department of Motor Vehicles to move from an over-the-counter issuance system to a centrally issued process. Now, the County Treasurer's Office issues the 30-day paper temporary documents and the actual document is mailed to applicants within 5-7 working days. By producing the documents in a central facility, additional security features can be placed on them. Mailing the documents to applicants ensures that applicants are providing the DMV with valid addresses.

Training Unit

The driver licensing division created a training unit to assist with a variety of training issues such as fraudulent document recognition training, defensive driving, ergonomics, etc. To date, over 1,000 individuals have been trained on up to 9 different topics. Much of this training was delivered via a web-based environment.

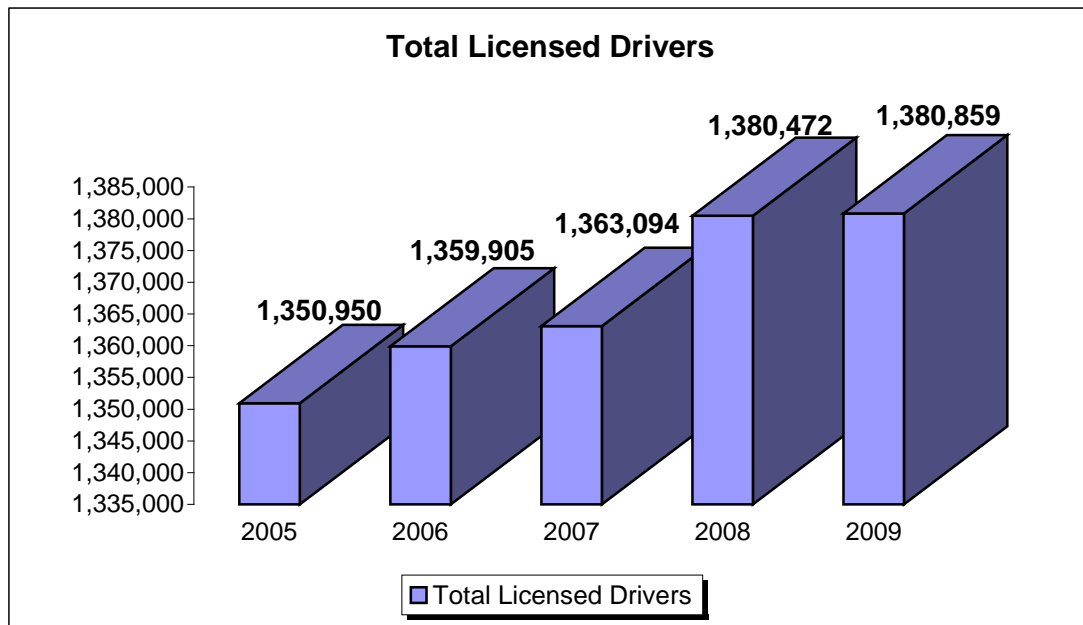
Renewal Notices

Renewal notices are sent 90 days in advance of the expiration of a driver license or State ID Card. In 2009, the Department sent out 228,063 renewal notices. Of those, 137,497 (60%) of the applicants presented, as requested, a completed renewal notice to Driver Licensing staff, an action that greatly expedited the applicant's time spent at the DMV.

Additional activities in the achievement of our goals/accomplishments include:

- Audited 50 CDL Third Party Testers (companies). Auditors also observed 56 skills tests being administered by third party examiners (53 overtly and 3 covertly). DMV certified that individuals who work for these companies are authorized to administer skills testing for applicants who desire a commercial driver license. The Federal Motor Carrier Safety Administration requires the DMV to audit these companies each year. The audit consists of a review of paperwork and sample retesting of drivers that have previously passed.
- Audited 21 Driver Training Schools. Driver Training Schools teach individuals how to drive a motor vehicle. During each audit, the facilities of the school are inspected to make sure all requirements are met as outlined in the rules and regulations.

- Audited 25 DMV approved Driver Safety Courses; five schools were added and seven schools dropped their certification. The Department currently has 156 DMV approved Driver Safety Courses. DMV certifies that instructors who work for these courses provide 20 hours of classroom training and 5 hours of behind the wheel training for individuals between the ages of 14-18. These instructors are also authorized to administer the DMV drive test upon completion of the course. The audit consists of a review of their paperwork and their DMV approved drive test route.
- The Nebraska Driver's Manual and written tests (English and Spanish versions) were updated with legislative changes from the previous year's legislative session.
- The interactive driver license practice test was updated with legislative changes from the previous year's legislative session. This interactive test can be found on the Department's website and assists individuals studying for the written driver license examination. The website is: www.dmv.ne.gov
- State statute allows physicians, law enforcement officers or individuals who are concerned about another individual's capability to operate a motor vehicle safely to request a re-examination of the individual. If the Department's investigation shows that a re-examination is warranted, the individual is required to appear before driver license staff on a specified date and time at a specific driver licensing office. During the re-examination, the applicant must present a medical and vision statement that meets the Department's minimum standards, and pass the written and drive tests. If the applicant is unable to meet the medical and vision minimum standards or pass the written or drive tests, his or her license is cancelled. In 2009, 733 applicants were re-examined. Of those applicants, 19% retained their license, 8% voluntarily surrendered their license and 73% had their license cancelled.



Driver Licensing Services Statistics

Total Applicants Tested in 2009..... 512,631

Note: Numbers represent applicants tested, not documents issued

Commercial Driver License (Class A, B & C)	
Class A New	16,856
Class A Renewal.....	10,797
Class B New	6,541
Class B Renewal.....	2,917
Class C New	929
Class C Renewal	311
Restricted Commercial Driver License (Class B & C)	
New	206
Renewal.....	39
Learner's Permit Commercial (LPC)	4,517
Seasonal Permits.....	328
Operator's License (Class O)	
New	82,133
Renewal.....	186,566
Motorcycle License (Class M)	
New	9
Renewal.....	3
Motorcycle Endorsement	32,584
Provisional Operator's Permits (POP).....	24,116
State Identification Cards.....	42,998
Learner's Permits	
Class O	49,192
Class M.....	3,315
School Permits.....	4,616
LPE (School Learner's Permit).....	6,622
School Bus Permits	7,748
Farm Husbandry Permits (Tractor)	112
Miscellaneous	
Reinstatements/cancellations	16,070
Recalls.....	502
Restriction/Endorsement/Change or Remove	6,765
Duplicate/Replacement Commercial Driver License	3,514
Out of State/Early Renewals	1,425
Corrections	900

2009 Driver Licensing Services Document Types

Document Type/Class	Min. Age	Renewal Times	& Information	Involved Issuance	Duplicate Issuance	Full Cost
Operator's License, Class O	17	Age 21, then every 5 yrs.	Must have held POP for 1yr, <3 pts on record	State/County	County	\$26.50 For 5 yr. license
Motorcycle License	17	Age 21, then every 5 yrs.	Must have held POP for 1yr, <3 pts. on record	State/County	County	\$26.50 For 5 yr. license
School Permit (SCP)	14	2 yrs.	Must have held LPE or LPD for 2 months Max age 16 and 3 months	State/County	County	\$10.50
Provisional Operator's Permit (POP)	16	None	Must have held LPE, SCP or LPD for 6 months < 3 pts on record Expires on 18 th birthday	State/County	County	\$17.50
Learner's Permit (LPD)	15	1 yr.		State/County	County	\$10.50
Learner's Permit (LPE)	14	3 mo.	Max age 16	State/County	County	\$10.50
Farm Husbandry Permit (Special)	13	3 yrs.	Max age 16	State	State	\$7.50
Farm Husbandry Permit (Temporary)	13	6 mos.	Max age 16	State	State	\$7.50
School Bus Permit	18	1 yr.	On birthday	State/County	State/County	\$7.50
Commercial Driver's License (CDL) Class B & C	18	21 st birthday, then every 5 years	Intrastate only, and must be eligible for operator's license.	State/County	State/County	\$57.50
Commercial Driver's License (CDL) Class A	18	21 st birthday, then every 5 years	Intrastate only	State/County	State/County	\$57.50
Commercial Driver's License (CDL) Class A,B,C	21	5 yrs.	Interstate	State/County	State/County	\$57.50
Restricted CDL (RCDL)	18	21 st birthday, then every 5 years	Must have possessed operator's license for at least 1 year prior to issuance.	State/County	State/County	\$57.50
Commercial Drivers License Permit (CDL)	18	6 mos.	Must be eligible for operator's license. 2 in 2 yrs.	State/County	State/County	\$12.50
Seasonal Permit	18	21 st birthday, then every 5 years	Must have possessed operator's license for at least 1 year prior to issuance.	State/County	State/County	\$12.50
State Identification Card	0	21 st birthday, then every 5 yrs		State/County	State/County	\$26.50
State Work Permit	16	6 mos.	Max 3 yrs.	State/County	State/County	\$47.50

The above are also available in "duplicate" format if lost.

Changes outside of renewal periods when turning in a document are considered "replacement" documents. Valid fields that can be changed include: name, address, height, weight, hair and eye color.

Nebraska Licensed Drivers by Type of License/Permit for 2009

Age	Operator's License - Class O	Operator's License - Class O / Motorcycle Class M	Motor-cycle License / Class M	Commercial Driver's License						Learner's Permit		School Learner's Permit / SCP	Provisional Operator's Permit / POP	Total Licensed Drivers	
				CDL A	CDL B	CDL C	CDL A & Class M	CDL B & Class M	CDL C & Class M	for School LPE	for POP, Class O & Class M & LPD				
14	0	0	0	0	0	0	0	0	0	0	584	0	1,126	0	1,710
15	0	0	0	0	0	0	0	0	0	0	37	10,053	3,300	1	13,391
16	0	0	0	0	0	0	0	0	0	0	0	5,969	0	14,915	20,884
17	1,847	48	0	0	0	0	0	0	0	0	0	2,666	0	18,915	23,476
18	19,335	279	1	33	5	0	2	0	0	0	0	1,378	0	0	21,033
19	22,873	448	0	105	19	0	13	3	0	0	0	717	0	0	24,178
20	23,592	584	0	208	54	1	36	10	0	0	0	459	0	0	24,944
21	20,800	693	0	237	66	1	69	12	0	0	0	474	0	0	22,352
22	22,606	884	0	373	103	6	74	15	0	0	0	343	0	0	24,404
23	24,173	852	0	441	152	21	120	17	3	0	0	359	0	0	26,138
24	25,721	1,041	1	560	151	27	105	35	1	0	0	291	0	0	27,933
25 to 29	119,895	5,394	1	3,867	1,163	139	852	172	12	0	0	1,177	0	0	132,672
30 to 34	102,295	5,410	0	4,760	1,353	151	1,126	270	9	0	0	711	0	0	116,085
35 to 39	93,782	6,159	1	5,249	1,593	172	1,336	343	24	0	0	508	0	0	109,167
40 to 44	91,468	6,943	3	5,514	1,799	186	1,667	382	22	0	0	414	0	0	108,398
45 to 49	105,242	9,198	1	7,038	2,177	269	2,355	525	50	0	0	321	0	0	127,176
50 to 54	104,102	9,279	0	6,957	2,172	303	2,467	549	45	0	0	275	0	0	126,149
55 to 59	96,457	7,365	0	5,989	1,912	254	1,825	442	32	0	0	164	0	0	114,440
60 to 64	79,566	4,920	2	4,434	1,414	211	1,103	263	42	0	0	126	0	0	92,081
65 to 69	59,193	2,637	0	3,000	940	151	597	118	16	0	0	48	0	0	66,700
70 to 74	47,240	1,411	0	1,699	561	71	297	63	9	0	0	20	0	0	51,371
75 to 79	41,714	798	0	856	276	41	100	22	1	0	0	16	0	0	43,824
80 to 84	33,507	436	0	293	119	17	20	2	1	0	0	4	0	0	34,399
85 to 89	20,374	144	0	53	10	1	3	1	0	0	0	14	0	0	20,600
90 to 94	6,058	23	0	3	0	0	0	0	0	0	0	0	0	0	6,084
95 to 99	1,165	4	0	0	0	0	0	0	0	0	0	0	0	0	1,169
100 & Over	101	0	0	0	0	0	0	0	0	0	0	0	0	0	101
Total	1,163,106	64,950	10	51,669	16,039	2,022	14,167	3,244	267	621	26,507	4,426	33,831	1,380,859	

2009 NEBRASKA LICENSED DRIVERS BY COUNTY**Including Licensed Drivers with Permits**

County	Licensed Drivers	Licensed Drivers with Permits*	Total Licensed Drivers	County	Licensed Drivers	Licensed Drivers with Permits*	Total Licensed Drivers
Adams	22,607	1,177	23,784	Jefferson	6,072	280	6,352
Antelope	5,384	281	5,665	Johnson	3,401	166	3,567
Arthur	348	17	365	Kearney	5,014	284	5,298
Banner	564	28	592	Keith	6,738	308	7,046
Blaine	407	32	439	Keya Paha	669	42	711
Boone	4,445	269	4,714	Kimball	3,000	144	3,144
Box Butte	8,856	438	9,294	Knox	6,672	348	7,020
Boyd	1,724	89	1,813	Lancaster	199,044	9,203	208,247
Brown	2,604	123	2,727	Lincoln	27,641	1,355	28,996
Buffalo	32,396	1,643	34,039	Logan	632	27	659
Burt	5,703	288	5,991	Loup	539	22	561
Butler	6,520	355	6,875	Madison	25,197	1,240	26,437
Cass	19,478	1,080	20,558	McPherson	398	16	414
Cedar	6,865	439	7,304	Merrick	5,930	360	6,290
Chase	3,074	132	3,206	Morrill	4,007	163	4,170
Cherry	4,485	237	4,722	Nance	2,877	157	3,034
Cheyenne	8,150	359	8,509	Nemaha	5,374	285	5,659
Clay	5,008	289	5,297	Nuckolls	3,728	170	3,898
Colfax	6,628	351	6,979	Otoe	11,875	596	12,471
Cuming	7,004	386	7,390	Pawnee	2,246	118	2,364
Custer	8,757	447	9,204	Perkins	2,322	124	2,446
Dakota	14,182	840	15,022	Phelps	7,115	398	7,513
Dawes	6,298	309	6,607	Pierce	5,842	368	6,210
Dawson	17,219	987	18,206	Platte	23,940	1,309	25,249
Deuel	1,623	53	1,676	Polk	4,225	242	4,467
Dixon	4,503	247	4,750	Red Willow	8,527	437	8,964
Dodge	27,010	1,218	28,228	Richardson	6,768	332	7,100
Douglas	359,144	15,983	375,127	Rock	1,259	49	1,308
Dundy	1,596	81	1,677	Saline	9,435	546	9,981
Fillmore	4,714	270	4,984	Sarpy	111,525	6,257	117,782
Franklin	2,561	139	2,700	Saunders	15,513	935	16,448
Frontier	2,091	103	2,194	Scotts Bluff	27,998	1,370	29,368
Furnas	3,802	227	4,029	Seward	12,039	714	12,753
Gage	17,093	810	17,903	Sheridan	4,118	169	4,287
Garden	1,731	70	1,801	Sherman	2,427	129	2,556
Garfield	1,482	86	1,568	Sioux	1,006	57	1,063
Gosper	1,614	78	1,692	Stanton	4,643	258	4,901
Grant	537	21	558	Thayer	4,264	205	4,469
Greeley	1,925	101	2,026	Thomas	550	23	573
Hall	40,221	2,231	42,452	Thurston	4,016	146	4,162
Hamilton	7,344	490	7,834	Valley	3,436	163	3,599
Harlan	2,826	139	2,965	Washington	15,286	886	16,172
Hayes	806	49	855	Wayne	6,151	325	6,476
Hitchcock	2,398	118	2,516	Webster	2,931	154	3,085
Holt	8,380	470	8,850	Wheeler	643	49	692
Hooker	624	42	666	York	10,660	524	11,184
Howard	5,050	310	5,360	Total	1,315,474	65,385	1,380,859

*Includes all permits (LPE,LPD,SCH,POP)

**NEBRASKA OFFICE OF
HIGHWAY SAFETY**

The Nebraska Office of Highway Safety was established in 1967 to coordinate, develop, and implement Nebraska's annual traffic safety plan in accordance with the Federal Highway Safety Act of 1966. Under the Act, the Governor

shall designate the Governor's Highway Safety Representative whose responsibility is to oversee the state's annual federal highway safety allocation to reduce traffic-related injuries and fatalities.

During FY2009, a total of \$5,342,584 was expended from federal highway safety funding allocations Sections 163, 402, 405, 408, 410, 1906, 2010 and HSIP (148) funds to a total of 575 individual projects and 48 grants. Seventy percent of the funds were awarded to directly benefit local, county, municipal government agencies, and local non-profit organizations. The remainder was awarded to state agencies for traffic safety projects.

The purpose of the plan is to identify and prioritize Nebraska's traffic safety problems that are contributing to traffic-related injuries and fatalities. The Plan establishes those priority problems and identifies the best opportunities to reduce traffic-related injuries and fatalities. The Plan also includes those system support activities that are necessary to carry out those direct impact projects.

Methods

- Utilizing Nebraska data for fatal and injury (*A and ^B type) crashes, four-priority emphasis areas have been identified: 1) Alcohol-related crashes; 2) Occupant Restraint Use; 3) Speed-related crashes, and 4) Youth Involved (ages 16 to 20) crashes. A fifth emphasis area ("All Other Factors") is utilized to address other issues when appropriate.
- A total of 22 counties have been identified as priority counties. These counties are given first consideration for grant awards and project activity. Remaining counties are considered for special programs and for assistance.
- Measurable goals and objectives are determined using at least three years of historical data. The annual goals are selected using expected trends.
- Individual grants are awarded based upon the quality of problem identification and the outcome performance expected while implementing strategies and activities.

* A = Disabling Injury

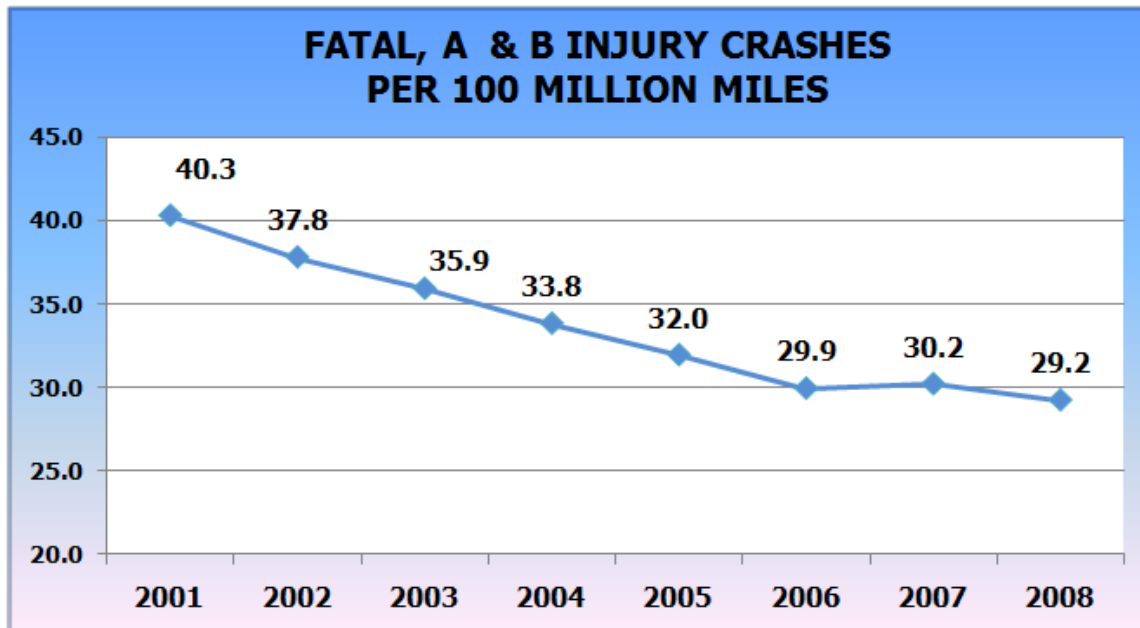
^ B = Visible, but not disabling injury

Results

Overall Goal:

The overall goal was to reduce **Fatal, A and B Injury Crashes** by 4% (5,346) in 2009.

	2001	2002	2003	2004	2005	2006	2007	2008
All Crashes (Fatal, A & B)	7,237	6,916	6,682	6,305	6,051	5,706	5,830	5,514
Crash Rate	40.3	37.8	35.9	33.8	32.0	29.9	30.2	29.2



Eagle man dies in motorcycle accident

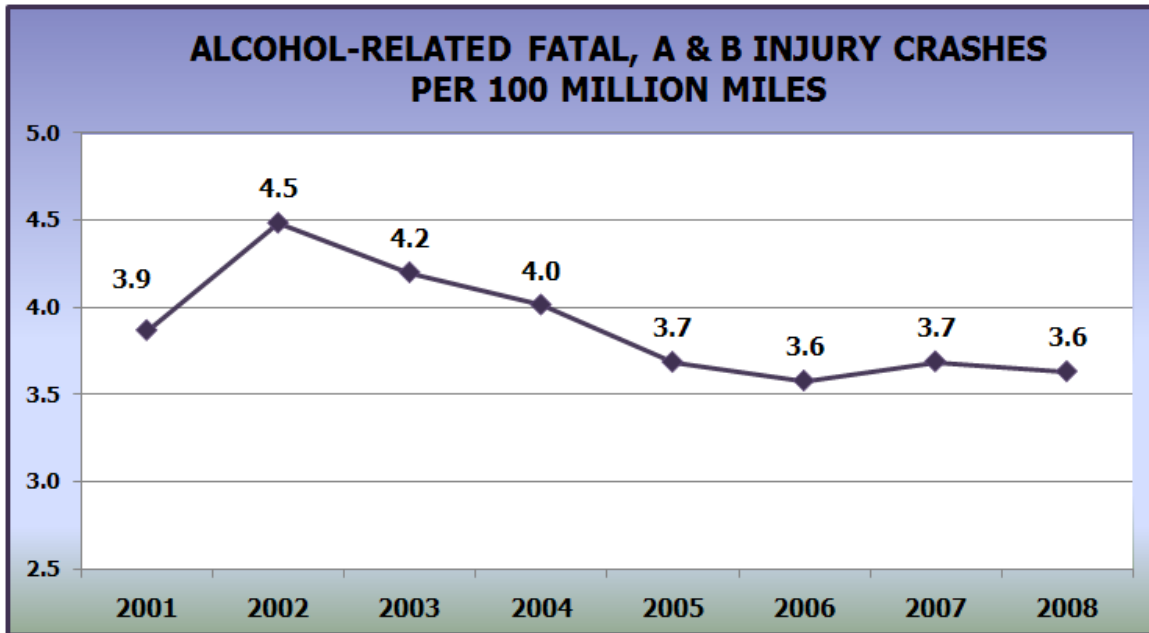
Cass County deputies said alcohol and speed are believed to be factors in a fatal motorcycle accident near Murdock. The driver lost control on his 2000 Harley-Davidson motorcycle around 8:00 p.m. His motorcycle went on the shoulder of the highway before it entered the west ditch of the road. He was thrown from the motorcycle and was pronounced dead at the scene. He was wearing a helmet that did not appear to meet Department of Transportation standards.

Courtesy of: The Journal – Cass

Alcohol-Related Fatal, A and B Injury Crashes:

The goal was to reduce **Alcohol-Related Fatal, A and B Injury Crashes** by 4% (673).

	2001	2002	2003	2004	2005	2006	2007	2008
Alcohol-Related Crashes (Fatal, A & B)	694	820	781	748	698	682	712	685
Alcohol-Related Crash Rate	3.9	4.5	4.2	4.0	3.7	3.6	3.7	3.6

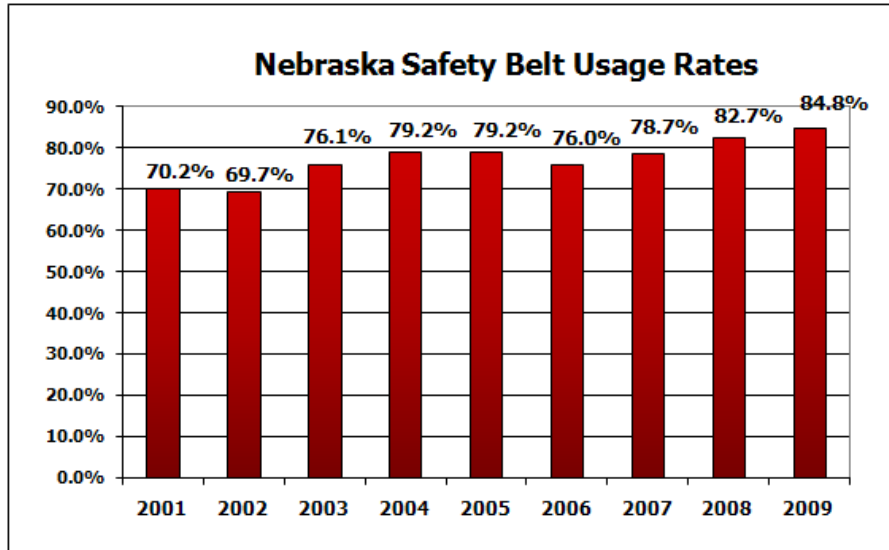


“Don’t Get Cuffed & Stuffed / Just Your Luck. We Have Them In Your Size.” Advertising with University of Nebraska.

One full-page color ad, “DON’T GET CUFFED & STUFFED”, was placed in each of the 80,000 Official Nebraska Football Game Day Programs for each of the 7 home games in 2009. Another full page colored ad, “JUST YOUR LUCK. WE HAVE THEM IN YOUR SIZE.” was placed in the 2008-2009 Nebraska Men’s and Women’s Basketball game day programs.

Occupant Restraint Use:

The goal was to increase safety belt usage to 87.6%. The observed **Safety Belt Use Rate** in 2009 increased from 2008 rate of 82.7% by 2.1% to 84.8% which is the highest usage rate in Nebraska history.



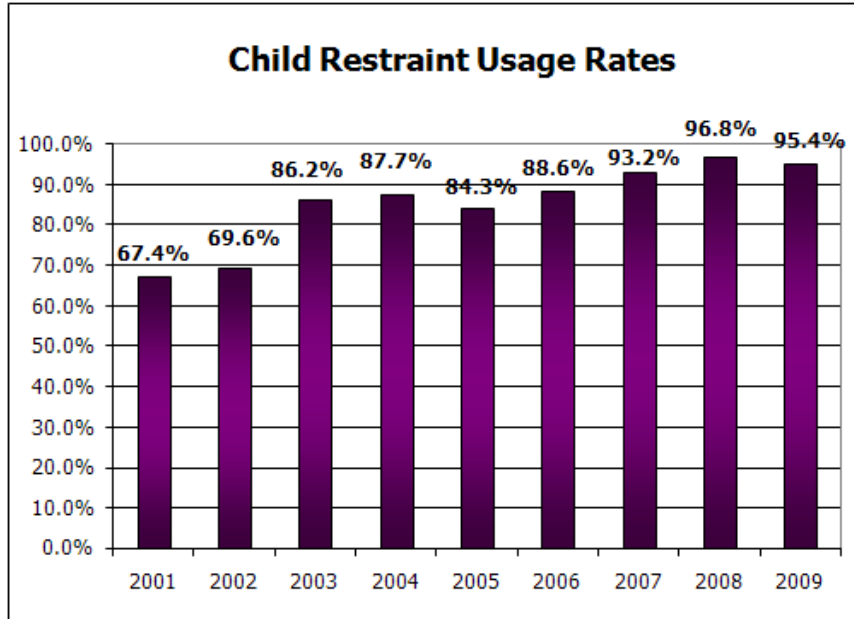
“Click It or Ticket” Media Campaign

Nebraska Office of Highway Safety provided funding for public service announcements for occupant restraint and impaired driving initiatives, funding is shared with grant 09-10. Announcements were made during Nebraska Cornhusker football, basketball, and baseball games, and Sports Nightly talk show, there were 871 spots aired. A safety message logo was strategically placed on the media backdrop for all Cornhusker athletic press events, for coaches and players, both home and away games, and also on the rotational signage and basket stanchions at the basketball arena. Game Day sponsorship for 1 home football game, 1 home basketball game, safety displays at the football pre-game, and halftime demonstrations at the basketball games.



Child Restraint Use:

Child Restraint Use for children under age six decreased from 96.8% in 2008 to 95.4% in 2009. While the 2009 rate decreased by 1.4% from the previous year it is still a 28% increase since the 2001.



Click It Egg Crash Display

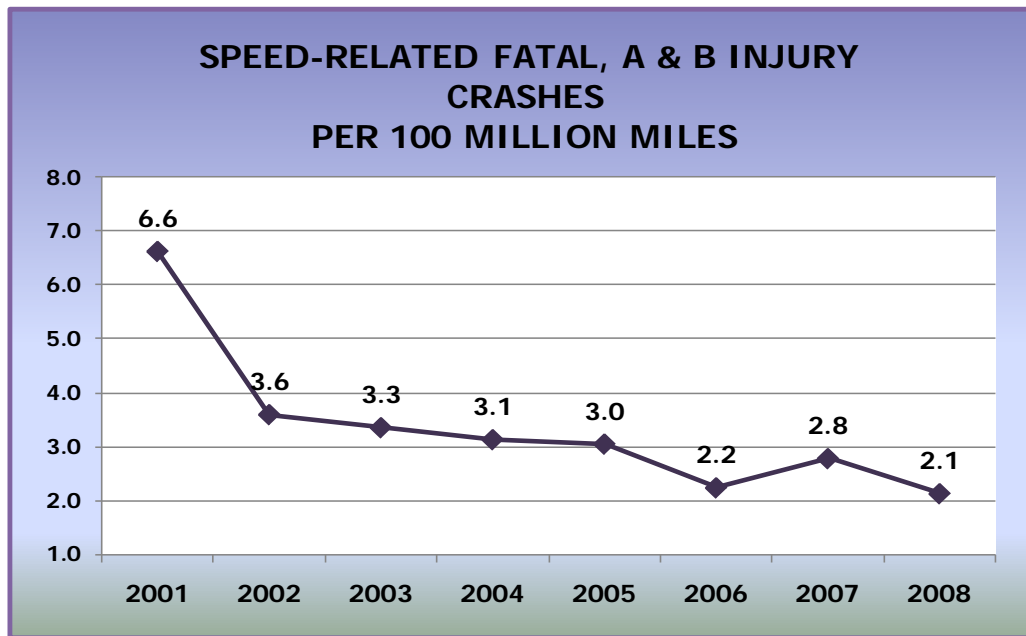
The Click It Egg Crash display has been very effective in helping kids understand the necessity of safety belts and what they actually do in a crash to keep people safe. They understand what's going to happen the minute you load an egg into the toy car and position it to roll down the ramp. Seeing is believing for kids, and this is a very effective way for them to actually witness the outcome of a frontal crash. Plus they like the mess of breaking eggs.



Speed-Related Fatal, A and B Injury Crashes:

The 2009 goal was to reduce **Speed-Related Fatal, A and B Injury Crashes** by 4% (484). The number of speed-related fatal, A and B injury crashes decreased from 1,187 to 656. In 2002, a change on the crash report form field called "Contributing Circumstances, Driver" limited the number of selections from three to two.

	2001	2002	2003	2004	2005	2006	2007	2008
Speed-Related Crashes (Fatal, A & B)	1,187	656	622	581	576	425	515	400
Speed-Related Crash Rate	6.6	3.6	3.3	3.1	3.0	2.2	2.8	2.1



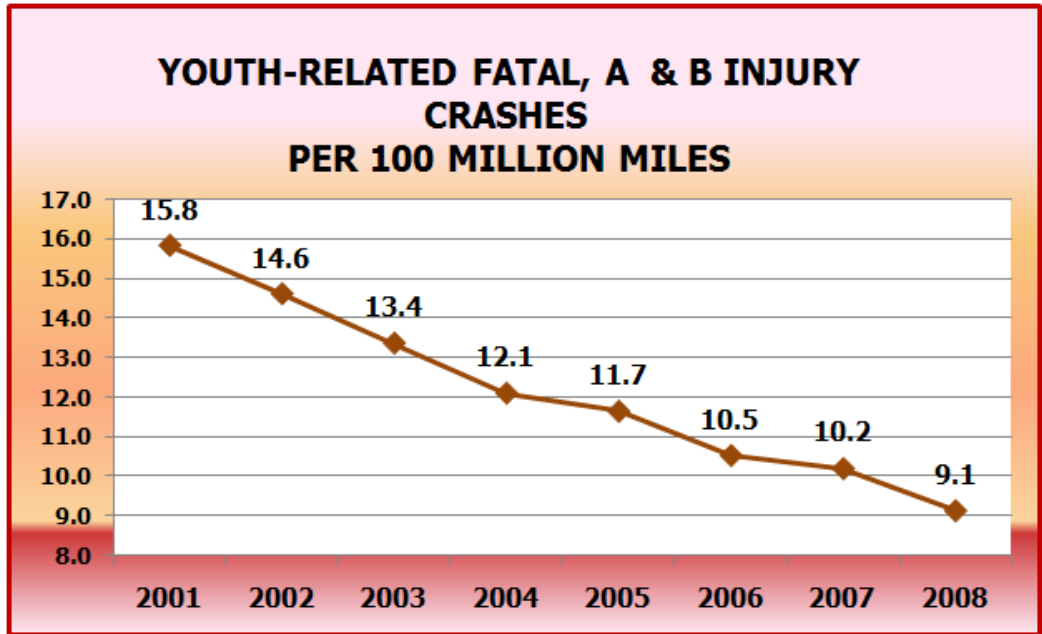
Speed Monitoring Trailers

Nebraska Office of Highway Safety provided funding to Lexington, Dakota City, Blair Police Departments and Gosper County Sheriff's Office to purchase a speed monitoring trailer for each of their agencies.

Youth-Related Fatal, A and B Injury Crashes:

The goal was to reduce **Youth-Involved Fatal, A and B Injury Crashes** for young people ages 16 through 20 by 4% (1,451). The number of crashes declined by 11.1% from 1,971 in 2007 to 1,751 in 2008.

	2001	2002	2003	2004	2005	2006	2007	2008
Youth-Involved Crashes (Fatal, A & B)	2,841	2,672	2,486	2,253	2,207	2,010	1,971	1,751
Youth-Involved Crash Rate	15.8	14.6	13.4	12.1	11.7	10.5	10.2	9.1



Toll-Free TIP Line

Nebraska Office of Highway Safety established a toll-free TIP Line (1-866-MUST-BE-21) to report underage drinking in the state that will refer callers to the nearest law enforcement agency available. Since the inception of the TIP Line in January of 2009, 332 calls have been received through September 30th. 60,000 wallet cards were printed, and were distributed to law enforcement throughout the state with the phone number and applicable law citing. NOHS contracted with a marketing agency to conduct a public relations campaign to promote the TIP Line. A website was created (www.reportunderagedrinking.com) and a Facebook cause was established, with over 900 members joining the cause.



NEBRASKA LAW STATES:

It is illegal for anyone

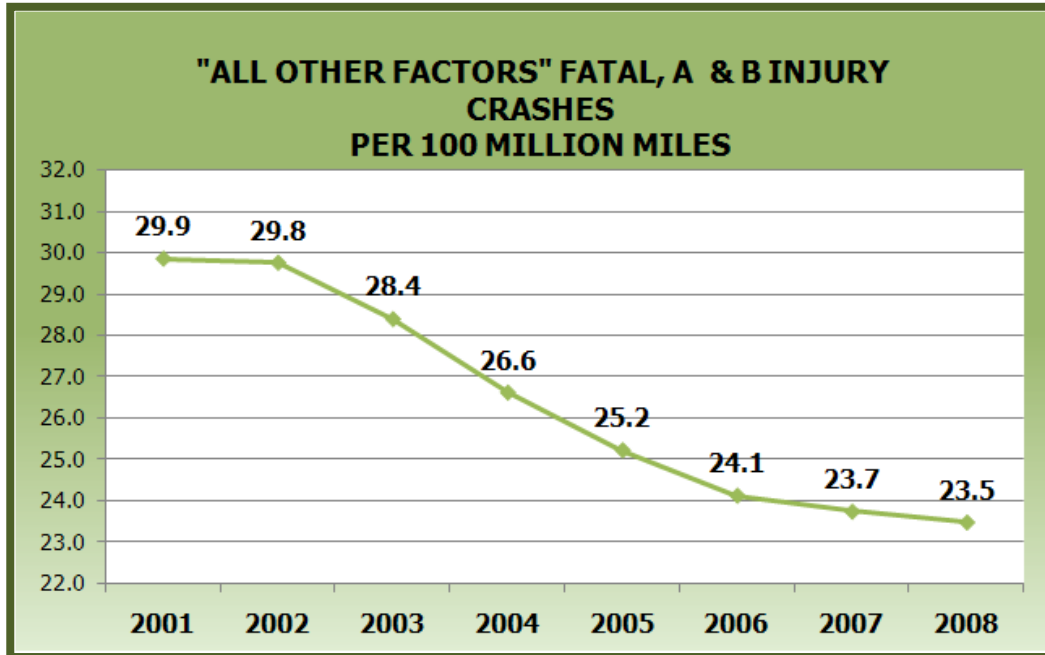
- Under 21 to purchase, or attempt to purchase, possess, or consume alcohol.
- To provide or sell alcohol to persons under 21.
- To permit property owned, rented, or otherwise controlled by them to be used for the consumption of alcohol by minors.

It's their life. Make the right call.
1-866-MUST-B-21 (It's anonymous)

“All Other Factors” Fatal, A and B Injury Crashes:

The goal was to reduce **“All Other Factors” Fatal, A and B Injury Crashes** (minus Alcohol and Speed) by 4% (4,188).

	2001	2002	2003	2004	2005	2006	2007	2008
“All Other Factors” Crashes (Fatal, A & B)	5,356	5,440	5,279	4,976	4,777	4,599	4,583	4,429
“All Other Factors” Crash Rate	29.9	29.8	28.4	26.6	25.2	24.1	23.7	23.5



Be Cycle-Logical Motorcycle Safety Campaign

Nebraska Safety Council – Greater Omaha Chapter conducted a six-week motorcycle public information and education campaign entitled “Be Cycle-Logical”. The campaign began May 22 and ended July 6 encompassing the Memorial Day and the July 4th weekend. The campaign was designed to accomplish two goals; educate motor vehicle drivers to be aware of motorcycles on the road and to educate motorcycle drivers about how to drive safely, wear the proper gear and be aware, of motor vehicles.

Conclusions

While the 2009 crash data was unavailable at the time the annual report was completed, progress is determined by comparing 2008 crash data with 2007 because initial program activity begins in 2008.

Between 2007 and 2008; fatal, A and B injury crashes; speed-related and youth-involved fatal and injury crashes reached or exceeded the 4% decrease goal. However, the number of people killed in 2007 (256) compared to 2008 (208) showed a decrease of 18.8%.

The observed driver and front seat passenger safety belt usage rate increased by 4.0% from 78.7% in 2007 to 82.7% in 2008. However, in 2009 the safety belt usage rate increased another 2.1% to a rate of 84.8% but failed to reach the goal of 87.6% by 2.8%.

- In Nebraska's Performance-Based Strategic Traffic Safety Plan FY2009, a more aggressive approach of goal setting was taken in several areas, including the overall goal.
- Observed occupant restraint use survey results in 2009: Children under age six (95.4%) and safety belt use for drivers and front seat passengers (84.8%).
- Fatal, A and B injury crashes decreased in number from (5,830) in 2007 to (5,514) 5.4% in 2009.
- Alcohol-related fatal and serious injury crashes decreased by 3.8% from the previous year (712 to 685).
- Speed-related fatal and injury crashes decreased by 25.2%, from 535 to 400 in 2008.
- Youth-related fatal and injury crashes decreased by 12.5%, decreased 1,971 to 1,725.
- "All Other Factors" fatal and injury crashes decreased by 3.4%, from 4,583 to 4,429.

- While the total miles driven decreased by 2.3 percent in Nebraska during 2008, the number of fatal crashes decreased (18.3%) along with a decrease in injury crashes (4.8%). The number of persons injured also decreased from 18,983 in 2008 to 17,799 in 2009. The total number of reported injury crashes decreased by 4.8% from 12,929 in 2007 to 12,310 in 2008.

- Nebraska continues to experience success in reducing the total number of reported crashes and injuries while the number of miles driven increased. Traffic deaths decreased by 18.8% (256 in 2007 to 208 in 2008) while the traffic fatality rate reached 1.10 per 100 million vehicle miles. The number of people injured decreased by 6.2% from the previous year.

Percent Comparison for Annual Report 2009			2007/2008 Difference
	2007	2008	
Fatal, A & B Crashes	5,830	5,514	-5.4%
Alcohol-Related FAB	712	685	-3.8%
Speed Related FAB*	535	400	-25.2%
Youth-Involved FAB	1,971	1,725	-12.5%
All Other Factors	4,583	4,429	-3.4%
			2007/2008 Difference
	2007	2008	
Occupant Restraint Use	78.7	82.7	4.0%
Child Restraint Use	93.2	96.8	3.6%
			2007/2008 Difference
	2007	2008	
Miles Driven	19,304	18,864	-2.3%
Fatal Crashes	230	188	-18.3%
Injury Crashes	12,929	12,310	-4.8%
Total Fatal & Injury Crashes	35,875	34,604	-3.5%
People Injured	18,983	17,799	-6.2%
People Killed	256	208	-18.8%
Red Shows Decrease Blue Shows Increase *Speed changes on crash report began in 2002			

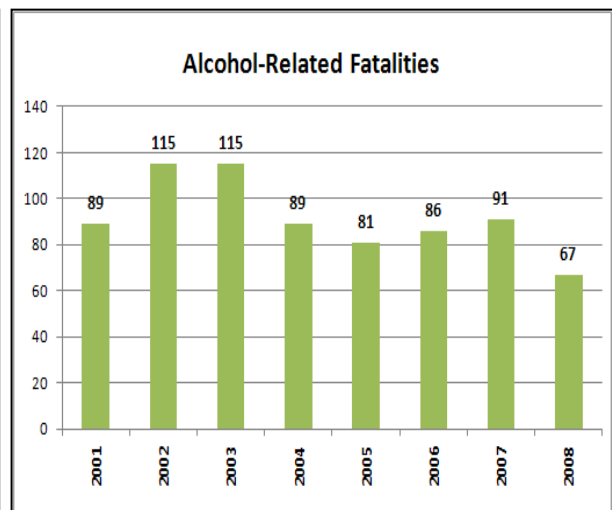
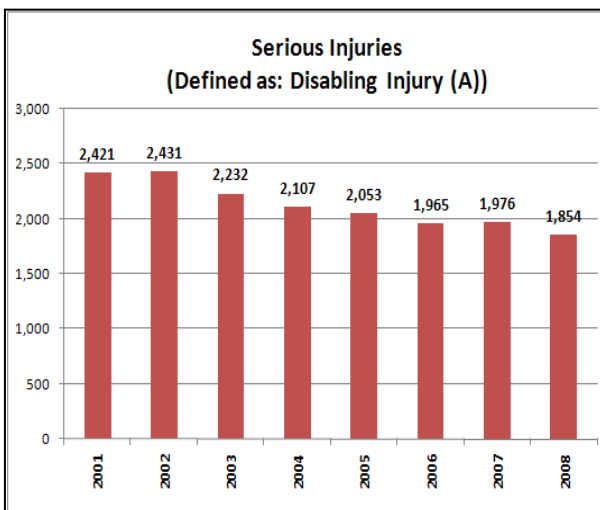
Key Highlights

Fiscal Year 2009:

- 315 grants were awarded to law enforcement agencies for selective overtime enforcement activities, logging 39,726 hours.
- 202 grants were awarded to law enforcement agencies to purchase traffic safety equipment, 4 speed trailers, 72 radars, 183 in-car cameras, and 327 preliminary breath testers.
- Eleven agencies were provided funding to purchase 960 child safety seats.
- 47 grants were provided for training, surveys, public information and education activities.
- 143,488 alcohol testing instrument mouthpieces were provided to law enforcement, probation agencies, correctional facilities, schools, etc.
- 459,039 highway safety public information and education materials were distributed.

Nebraska Annual Evaluation Report Summary

Nebraska Annual Comparative Data										
					Progress Report Data CY2005-2008				Projection	
	2001	2002	2003	2004	2005	2006	2007	2008	2009	2010
Number of Fatalities (F)	246	307	293	254	276	269	256	208	183	166
Total Rural Fatalities	179	249	237	208	213	209	205	176	169	162
Total Urban Fatalities	67	58	56	46	63	60	51	32	14	10
Number of Serious Injuries (A)	2,421	2,431	2,232	2,107	2,053	1,965	1,976	1,854	1,722	1,672
Fatalities & Serious Injuries Combined (F/A)	2,667	2,738	2,525	2,361	2,329	2,234	2,232	2,062	1,905	1,838
Vehicles Miles (Millions)	17,940	18,403	18,592	18,811	18,938	19,222	19,202	18,864	19,146	19,433
Rural Vehicles Miles (Millions)	10,965	11,351	11,258	11,172	11,172	11,020	11,129	10,714	10,874	11,037
Urban Vehicles Miles (Millions)	6,975	7,052	7,334	7,639	7,766	8,202	8,073	8,149	8,272	8,396
Total Fatalities Per 100 Million VMT	1.37	1.67	1.58	1.35	1.46	1.40	1.33	1.10	0.96	0.85
Total Rural Fatalities Per 100 Million VMT	1.63	2.19	2.11	1.86	1.91	1.90	1.84	1.64	1.55	1.47
Total Urban Fatalities Per 100 Million VMT	0.96	0.82	0.76	0.60	0.81	0.73	0.63	0.39	0.17	0.12
Fatality & Serious Injury Rate / (100 million VMT)	14.9	14.9	13.6	12.6	12.3	11.6	11.6	10.9	9.9	9.5
Population	1,711,263	1,711,263	1,711,263	1,738,189	1,747,214	1,768,331	1,774,571	1,783,432	1,819,000	1,854,568
Fatality Rate /100K Population	14.4	17.9	17.1	14.6	15.8	15.2	14.4	11.7	10.1	9.0
Fatality & Serious Injury Rate /100K Population	155.8	160.0	147.6	135.8	133.3	126.3	125.8	115.6	104.7	99.1
Alcohol-Related Fatalities	89	115	100	89	81	86	91	67	61	55
Alcohol-Related Fatalities as a % of All Fatalities	36.2%	37.5%	34.1%	35.0%	29.3%	32.0%	35.5%	32.2%	33.3%	33.1%
Alcohol-Related Fatality Rate / (100 million VMT)	0.50	0.62	0.54	0.47	0.43	0.45	0.47	0.36	0.32	0.28
Fatal, A and B Injury Crashes	7,237	6,916	6,682	6,305	6,051	5,706	5,830	5,514	5,137	5,030
Alcohol-Related Fatal, A and B Crashes	694	820	781	748	698	682	712	685	654	653
Percent of Population Observed Using Safety Belts*	70.2%	69.7%	76.1%	79.2%	79.2%	76.0%	78.7%	82.7%	87.6%	90.6%
Speed-Related Fatal, A and B Injury Crashes	1,187	656	622	581	576	425	535	400	345	327
Youth-Involved Fatal, A and B Injury Crashes	2,841	2,672	2,486	2,253	2,207	2,010	1,776	1,725	1,535	1,431
All Other Factors - Fatal, A and B Injury Crashes	5,356	5,440	5,279	4,976	4,777	4,599	4,583	4,429	4,138	4,050
Percent of unbelted drivers and occupants seriously injured or killed in a crash	55.6%	54.8%	45.7%	54.0%	52.1%	48.1%	47.7%	45.8%	42.2%	41.1%



Nebraska Motorcycle Safety Education

The Nebraska Office of Highway Safety is responsible for the administration of the Motorcycle Safety Education act. A provision of this Act is oversight of motorcycle rider training courses. Successful completion of the beginning Motorcycle Safety Education Course will allow the applicant to waive both the written and road test at the DMV driver license examination station to receive a Class "M" endorsement.

Currently, ten sites are certified by DMV to offer basic motorcycle safety education training. The site sponsors and their locations are: (1) National Safety Council – Greater Omaha Chapter with ranges in Omaha and at Offutt AFB, (2) Southeast Community College – Lincoln Campus with two Lincoln range sites, (3) Central Community College in Hastings with ranges in Hastings and Columbus, (4) Western NE Motorcycle Training with a range in Scottsbluff, (5) Frontier Harley-Davidson/Buell with a range in Lincoln (6) Western Iowa Tech College with a range in Sioux City, Iowa, (7) Dillon Brothers Harley-Davidson with a range between Omaha and Elkhorn, (8) Northeast Community College with a Norfolk range site, (9) Nebraska Safety Center with a range in Kearney, and (10) Sarpy County Safety Program with a range in Bellevue.

A total of 2,284 applicants participated in the beginning rider course during 2008. Of those, 2,058 successfully completed the training. The Nebraska Office of Highway Safety sponsored an Instructor Preparation Course in 2008. The course was conducted at Central Community College in Hastings with 11 new instructors certified to begin teaching motorcycle safety education. At the end of 2008, the Nebraska Motorcycle Safety Education Program has a total of seventy-nine (79) motorcycle instructors certified to teach the Motorcycle Safety Foundation beginning course – the Basic Rider Course or BRC.

Office of Juvenile Justice and Delinquency Prevention

The Nebraska Office of Highway Safety has been designated to administer the Office of Juvenile Justice and Delinquency Prevention's (OJJDP) Enforcing Underage Drinking Laws (EUDL) Grant. As a result, a Nebraska Underage Drinking Prevention Advisory Task Force has been established and grants have been awarded to Project Extra Mile, a non-profit organization that facilitates selected community coalitions in implementing local activity targeting underage alcohol use. Funding provides local community coalition staff assistance, training, educational materials, travel and overtime enforcement targeting underage drinking laws.

In addition to statewide project activity, Nebraska counties with EUDL activity are: Douglas, Sarpy, Hall, Madison, Dawson and Scotts Bluff. Annual funding received by Nebraska for these efforts is approximately \$350,000. The community coalitions utilize work groups in their effort: Public Policy, Youth in Action, Enforcement & Adjudication, Awareness & Access and Information & Education. Communities utilize the Project Extra Mile model to achieve the mission to "Create a community consensus that clearly states that underage alcohol use is illegal, unhealthy and unacceptable."

The enforcement is directed to underage saturation and large party patrols, alcohol retailer compliance checks, shoulder tap operations, and alcohol source investigations.

Traffic Violation Diversion Program

Since 2003, the DMV has been responsible for promulgating rules and regulations as well as the oversight of the traffic violation pre-file and pre-trial diversion programs offered by individual jurisdictions.

The rules and regulations of the pre-trial traffic diversion established requirements that have provided that each jurisdiction must submit an application to the DMV to obtain approval to offer the traffic violation diversion program. Standards for classes include: the length of time, curriculums offered, fees charged, frequency of participation, and the sharing of participant records. These are the criteria reviewed to determine if the program merits approval.

The responsibility of administering the Traffic Violation Diversion Program is shared by the Legal Division and the Office of Highway Safety Division. During 2008, a total of 91 Nebraska jurisdictions were awarded approval certificates to offer the programs. The 79 counties and 10 cities contract with one or more of the seven approved course providers within the state. A total of 163 active instructors were certified to offer the approved traffic violation diversion program.

The legislature restricted the types of traffic violations that are allowed to participate in the diversion program and limited the number of times that an individual can participate to once every three years. In addition, a federal requirement restricts any individual with a commercial driver license endorsement from participating in a traffic violation diversion program.

DRIVER AND VEHICLE RECORDS

The responsibilities of the Driver and Vehicle Records Division include:

- Updating and maintaining the Nebraska Traffic Safety Database
- Maintaining the Nebraska Vehicle Title and Registration Database
- Updating and maintaining the Nebraska Motor Vehicle Insurance Database
- Providing prompt, reliable and accurate vehicle and driver information
- Ensuring that all standards are met in the driver license, title and registration, and handicapped parking permit issuance processes
- Developing and supplying all related forms, plates, permits and applications
- Investigating fraudulent activities as they relate to driver license, title and registration issuance

Major activities in 2009:

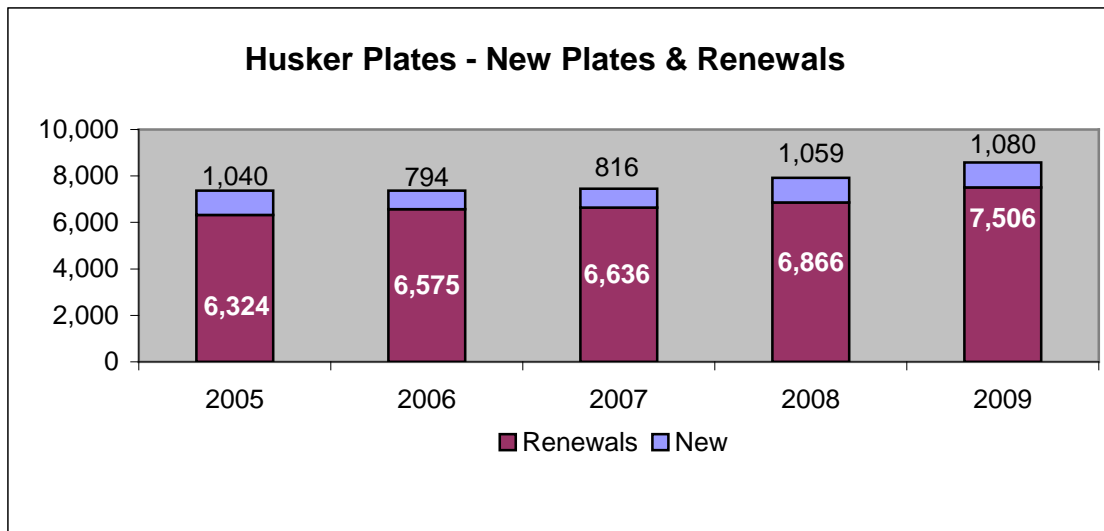
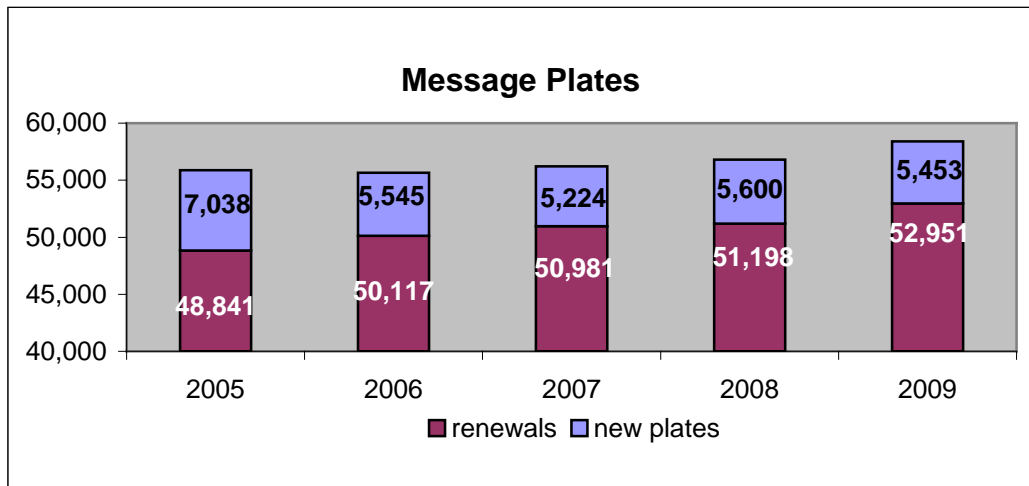
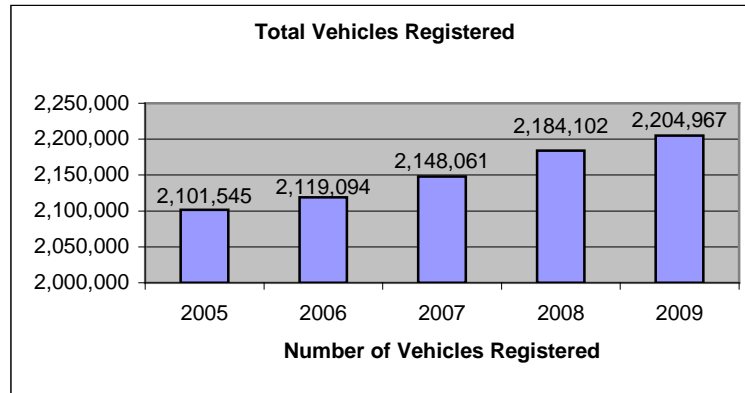
- Effective January 1, 2009, LB 736 added an additional document, the Ignition Interlock Permit, to our driver license issuance process. This document may be issued to an individual convicted of driving under the influence.
- Effective July 22, 2009, LB 911 changed the driver license issuance process from over the counter to central issuance. All driver license fees were changed, an individual's race was added to the information contained in the barcode on the back of a driver license document and the requirement for two forms of proof of residence address was added to the duplicate and replacement document process. As part of this implementation a new digital driver license system, including all new hardware, was deployed in all counties. In addition, the new driver license system uses facial recognition technology to identify potential fraud suspects. Training was provided to the county treasurers via live meeting/conference call.
- The DVR Fraud Unit expanded from two employees to five employees due to the implementation of the Facial Recognition System (FRS). FRS is capable of conducting a 1 to 1 review of images at the time of driver license application and a review of every image in the driver license system each night. From these reviews possible cases of fraud are identified which are then manually evaluated to determine if an investigation is warranted.
- Effective August 30, 2009, LB 28 added federal law enforcement agencies to the list of agencies eligible for undercover license plates.
- Effective August 30, 2009, LB 35 added state identification card holders to the jury list data that is provided to the Clerks of the District Court. The Affidavit of Decedent process was also updated to increase the limit of a decedent's estate to \$50,000.
- Effective in 2009, LB 49 mandated one-stop motor vehicle services in all counties no later than January 1, 2011. During 2009, the motor vehicle titling process was transferred from the county clerks to the county treasurers in 47 counties. DVR staff was onsite at each county office for a period of 2-5 days for training.
- Effective August 30, 2009, LB 60 modified the definition of an abandoned vehicle.
- Effective August 30, 2009, LB 129 created a registration cancellation procedure for use in cases where a financial transaction has been returned or not honored. Procedures and recommended letters were provided to the county treasurers.
- Effective August 30, 2009, LB 175 modified the registration refund process when a vehicle has been reported stolen.
- Effective August 30, 2009, LB 202 allows a licensed motor vehicle dealer to apply for a certificate of title in any county.

- Effective August 30, 2009, LB 372 added “a certified law enforcement officer employed in an investigative position by a state or federal agency” to the list of entities qualified to receive a driver license image from the DMV.
- Activities were completed for the incorporation of the use of NMVTIS web inquiry into the motor vehicle titling process. Use of the National Motor Vehicle Title Information System is mandated by a Department of Justice final rule. User ids were assigned to all county staff involved in the title issuance process and training was provided to county staff via conference call in preparation for the January 1, 2010 implementation date.
- Activities were completed for the implementation of portions of LB 110, effective January 1, 2010. The implementation included the increase of message plate fees from \$30 to \$40 and the introduction of the Veteran’s Cemetery Cash Fund into the motor vehicle registration process. The proceeds from the DAV, ex-POW, Purple Heart and Pearl Harbor Survivor license plates are credited into this new fund. Rules and Regulations, application forms, etc. were also completed for the new organizational license plates.
- Activities were completed for implementation of the Gold Star Family license plates. Activities included working with the Department of Veteran’s Affairs to design the license plates, creating application forms and completing computer system enhancements.
- A contest was conducted, where all Nebraska residents were invited to vote, via the Internet, for the 2011 series license plate design. The white, gold and green plate featuring the state bird and state flower was declared the winner of the contest.
- Approximately 365 investigative cases of fraudulent activity were opened and actively investigated. These cases include those identified through the current FRS processes and through a “scrub” of the historical images contained in the database of images captured since February 2003.
- The DVR Fraud Unit is utilizing the service of two ex-law enforcement officers employed in temporary positions to evaluate the historical images identified through the scrub that was completed to determine if an investigation is warranted. The service of these individuals is being funded by a Federal grant.

Additional activities in the achievement of our goals/accomplishments include:

- Approve and maintain list of self-insured companies in Nebraska
- Compile and publish a list of insurance companies licensed to do business in Nebraska for use by the county treasurers.
- Process license plate and validation decal orders for 93 counties.
- Complete requests for vehicle and driver records.
- Issue handicapped parking permits.
- Design, order and distribute forms used by county officials in the issuance of driver licenses, titles and registrations.
- Provide vehicle information concerning safety recall campaigns.
- Issuance of message, spirit, sample, repossession, amateur radio, ex-prisoner of war, Purple Heart, handicapped, Disabled American Veteran, Pearl Harbor survivor, transporter, boat dealer trailer, antique, and film vehicle license plates.
- Preparation, verification, microfilming, and data entry of forms used in the driver license testing and issuance process from all 93 counties.
- Provide Help Desk assistance to County Treasurers and County Clerks in the issuance of driver licenses, titles and registrations.

- Provide assistance to the general public and law enforcement in driver license, title, registration and handicapped parking permit related areas.
- Maintain files on medical and vision rechecks and out-of-state citations.
- Transferring of information from to other state DMV's.
- Provide clearance and military exemption information.
- Investigate and make arrests for violations of alleged fraudulent practices relating to identity theft and motor vehicle related documents.
- Create and provide training to staff, agents, and other requesters for identity theft and motor vehicle related document authentication.



DRIVER AND VEHICLE RECORD STATISTICS – 2009

Driver Licenses Issued		265,148
Driver Permits Issued		61,254
Identification Cards Issued		30,527
Duplicate/Replacement Licenses/Permits Issued		81,348
TOTAL Driver License/Permits/ID Cards Issued		438,277
Driving Records Processed through DMV		19,862
Driving Records Processed through Nebraska Online		1,032,918
TOTAL Driving Records Processed		1,052,780
Medical/Vision Recheck Notice Letters		1,647
Medical/Vision Recheck Cancel Warning Letters		317
Medical/Vision Recheck Licenses Cancelled		153
Surrendered Licenses Processed		17,427
Clearance and Military Letters Processed		460
Monies received from the sale of vehicle record information – DMV		125,281.65
Monies received from the sale of vehicle record information – Nebraska Online		127,798.00
Monies received from driver record monitoring service		285,258.12
Monies received from driver header records		13,166.96
Message Plates Processed	New	5,453
	Renewal	52,951
Cornhusker Spirit Plates Processed	New	1,080
	Renewal	7,506
License Plates Issued	Sample License Plates	19
	Amateur Radio	52
	Ex-Prisoner of War	0
	Purple Heart	54
	Handicapped	1,643
	Handicapped Renewal	6,934
	Disabled American Veteran	166
	Pearl Harbor	0
Plates/ Registrations Issued	Repossession	64
	Transporter	1,389
	Boat Dealer Trailer	71
	Film Vehicle	0
Titles Issued	Bonded	282
	State	1,326
	Duplicate	37,390
	Corrected	6,828
	Statewide	590,324
	Titles Surrendered to Other States	26,415
	Titles Marked Junked	8,170
	Liens Noted	187,495
Misc. Issued	Vehicle Identification Number Plates Issued	254
	Hull Identification Number Plates Issued	70
	Handicapped Permits Issued	37,526
Antique Plates/Registrations Issued	Motorcycle	43
	Motorcycle Vintage	2
	Regular	528
	Vintage	576
	TOTAL Antique Plates	1,149

NEBRASKA 2009 VEHICLE REGISTRATION

TOTAL VEHICLES REGISTERED IN 2009
2,204,967

PASSENGER	
Regular	1,069,778
Amateur Radio	1,317
Message	40,421
Spirit	1,807
Spirit Message	4,388
Non-Resident	6,434
Handicapped	7,477
Antique	11,802
Vintage	2,122
Ex-Prisoner of War (ex-pow)	66
Pearl Harbor Survivor	12
Disabled American Veteran	729
Purple Heart	935
Thirty Day	66
TOTAL	1,147,354
MOBILE HOME	
Recreational	31,553
Self-Propelled	7,636
Message Recreational	103
Message Self-Propelled	166
Spirit Recreational	1
Spirit Self-Propelled	8
Spirit Message Recreational	4
Spirit Message Self-Propelled	13
TOTAL	39,484
BUS	
Non-Commercial	1,708
School	640
Commercial	677
Non-Resident	6
Local	78
TOTAL	3,109
GOVERNMENT	
Municipal	14,093
County	10,827
State	9,846
School District	7,898
TOTAL	42,664
MOTORCYCLE	
Regular	47,248
Non-Resident	511
Message	2,154
Spirit	2
Spirit Message	54
Antique	293
Handicapped	34
Vintage	26
TOTAL	50,322

TRAILER	
Utility	158,482
Farm	64,895
Fertilizer	22,101
Commercial	25,875
Pole & Reel	370
Non-Resident	269
Semi	5,276
Message Commercial	18
Spirit Commercial	1
Spirit Message Commercial	2
Message Farm	9
Message Utility	12
Spirit Message Utility	3
Spirit Message Semi	1
Apportioned Trailer Units	71,985
TOTAL	349,299
DEALER	
Passenger	10,342
Personal Use	323
Motorcycle	422
Trailer	527
Snowmobile	-
Boat Dealer Trailer	93
Repossession	75
Transporter	1,576
TOTAL	13,358
TRUCK	
Commercial	338,581
Farm	151,530
Non-Resident Commercial	1,170
Local	833
Message Commercial	11,126
Spirit Commercial	442
Spirit Message Commercial	1,099
Message Farm	1,814
Spirit Farm	39
Spirit Message Farm	158
Special Mobile Equipment (SME)	1,070
Soil & Water	453
Farm Semi - Tractor/Trailer	9,237
10% Reduction	238
Apportioned Power Units	37,108
TOTAL	554,898
TAX EXEMPT	
TOTAL	3,729
SNOWMOBILE	
TOTAL	750

2009 DMV Annual Report

2009

COUNTY	NO.	PLATE TYPE																				BUS						
		Pass-enger	Handi-cap	MC	Am. Radio	Mobile Home	Tax Exempt	Mess-age	Spirit	Spirit Mess.	PH Surv	Ex-POW	DAV	Purple Heart	Antiq.	Vin-tage	Motor-cycle	Snow-mobile	Comm.	Apport-ioned	Farm	Farm Semi	Local	Soil-Water	SME	10% Red.	Comm	Non-Comm
ADAMS	14	18,017	163	2	21	847	230	1,141	49	111	-	1	17	24	41	-	921	-	7,080	-	2,075	137	22	5	6	-	3	40
ANTELOPE	26	4,397	26	-	15	303	11	229	9	15	1	-	4	4	22	-	327	7	1,893	-	2,466	219	4	5	21	-	-	
ARTHUR	91	221	2	-	1	22	-	15	1	-	-	-	-	-	-	-	5	-	61	-	295	1	-	-	6	-	-	
BANNER	85	445	1	-	-	32	-	16	1	1	-	-	1	-	-	-	22	-	80	-	589	48	-	-	9	-	-	
BLAINE	86	267	4	-	-	31	-	19	-	1	-	-	-	-	-	-	7	-	54	-	399	-	-	-	1	2	-	
BOONE	23	3,692	9	-	10	218	4	200	19	23	-	-	5	4	19	-	204	5	1,364	-	2,029	203	-	6	10	4	-	
BOX BUTTE	65	6,926	48	-	3	419	26	274	20	42	-	-	4	2	47	-	660	6	3,502	-	1,927	124	11	-	8	34	3	
BOYD	63	1,390	7	-	2	88	4	41	-	4	-	1	-	1	9	-	106	-	432	-	849	1	-	2	-	-	1	
BROWN	75	1,786	18	-	-	131	3	83	3	7	1	-	-	3	2	-	92	5	795	-	1,204	31	3	9	18	-	1	
BUFFALO	9	26,322	186	2	25	1,115	135	1,352	67	141	1	-	25	33	58	-	1,411	7	10,874	-	3,208	227	11	-	61	16	11	
BURT	31	4,296	25	-	7	224	5	326	4	22	-	2	2	2	17	-	278	11	1,883	-	1,506	183	2	6	-	-	1	
BUTLER	25	5,692	27	-	5	288	7	326	9	26	-	2	3	12	28	-	292	2	2,084	-	2,466	180	2	8	1	-	3	
CASS	20	15,580	111	-	19	1,129	43	1,116	40	96	-	1	9	20	30	-	1,055	33	6,836	-	2,037	130	4	12	9	-	1	
CEDAR	13	5,446	25	-	3	308	6	125	11	14	-	-	3	5	16	-	264	40	2,022	-	2,452	153	1	2	12	-	2	
CHASE	72	2,231	12	-	1	182	3	147	4	19	-	1	1	2	2	-	106	2	1,205	-	1,579	224	6	3	9	3	-	
CHEERY	66	3,235	22	-	3	211	9	176	6	16	-	-	1	3	9	-	187	8	1,209	-	2,201	37	-	-	11	-	21	
CHEYENNE	39	6,271	38	-	5	426	23	205	21	22	-	-	1	6	29	-	383	7	2,828	-	1,719	85	3	-	11	5	7	
CLAY	30	4,011	34	-	1	329	4	274	9	18	-	-	1	1	25	-	213	-	2,087	-	1,906	237	5	6	20	1		
COLFAX	43	6,466	21	-	8	287	16	306	16	43	-	-	1	2	18	-	221	18	2,187	-	1,737	135	11	-	11	-	3	
CUMING	24	5,847	32	-	4	293	39	248	13	18	-	1	1	7	16	-	224	12	2,125	-	2,355	34	12	2	-	-	1	
CUSTER	4	6,808	42	-	12	552	25	341	10	33	-	3	10	7	23	-	373	10	2,428	-	4,236	276	6	27	50	22	-	
DAKOTA	70	12,520	113	-	13	442	3	322	31	48	-	1	1	11	-	-	458	78	4,071	-	703	88	2	-	3	-	2	
DAWES	69	4,543	41	-	17	281	39	170	3	8	1	1	7	7	7	-	332	4	1,946	-	1,345	12	5	5	32	1	1	
DAWSON	18	13,866	92	1	11	662	42	639	34	65	-	2	4	19	38	-	571	5	5,899	-	3,001	19	3	4	25	-	6	
DEUEL	78	1,290	11	-	-	81	7	27	2	4	-	-	1	1	-	-	74	-	706	-	735	7	-	4	4	1	-	
DIXON	35	3,823	27	-	3	228	5	171	9	7	-	-	-	1	8	-	168	11	1,384	-	1,188	84	1	-	13	-	-	
DODGE	5	21,844	172	-	50	978	34	1,324	49	104	-	1	5	20	77	-	1,258	9	8,189	-	1,791	153	20	-	9	1	48	
DOUGLAS	1	300,913	1,784	10	238	4,241	1,305	14,381	542	1,564	1	13	64	179	454	-	9,055	83	61,936	-	555	9	214	-	17	2	538	
DUNDY	76	1,255	10	-	1	90	1	55	5	6	-	-	-	-	-	-	71	-	546	-	1,049	75	-	-	3	-	-	
FILLMORE	34	3,762	31	-	3	256	7	226	9	19	-	-	15	5	33	-	205	1	1,833	-	1,930	244	15	3	59	-	3	
FRANKLIN	50	2,026	29	-	108	2	87	12	7	-	-	-	5	2	17	-	77	1	817	-	1,535	9	-	3	-	-	1	
FRONTIER	60	1,657	12	-	146	12	92	-	4	-	-	-	2	3	5	-	77	-	754	-	1,499	77	-	8	-	-	-	
FURNAS	38	3,198	46	-	9	255	23	165	4	16	-	-	2	4	13	-	189	-	1,502	-	1,445	146	1	15	10	18	-	
GAGE	3	13,638	92	1	12	783	73	690	34	85	1	-	8	12	90	-	534	-	5,831	-	2,972	139	16	23	16	1	15	
GARDEN	77	1,335	12	-	2	84	2	57	-	5	-	-	2	2	6	-	63	3	555	-	903	30	2	-	2	2	-	
GARFIELD	83	1,154	7	-	3	70	-	71	4	2	-	-	1	1	-	-	55	-	479	-	667	15	3	-	12	2	1	
GOSPER	73	1,236	16	-	74	2	105	4	9	-	1	1	3	4	-	-	59	-	526	-	809	31	-	6	10	-	-	
GRANT	92	347	4	-	25	1	22	-	1	-	-	-	-	-	1	-	15	-	143	-	366	4	-	-	7	-	-	
GREELEY	62	1,635	8	-	3	90	1	77	1	8	-	1	1	2	5	-	79	-	626	-	1,038	53	-	25	-	5	1	
HALL	8	34,068	220	-	38	1,319	129	1,712	59	180	-	1	23	23	96	-	1,677	3	13,467	-	2,288	321	32	11	33	1	15	
HAMILTON	28	5,752	39	1	8	360	9	355	25	41	-	1	6	11	38	-	375	1	2,542	-	2,056	316	9	4	25	7	-	
HARLAN	51	2,211	22	-	3	134	5	107	5	5	-	1	5	2	2	-	126	-	900	-	1,308	123	-	5	-	-	1	
HAYES	79	611	4	-	1	32	-	16	1	4	-	-	1	-	-	-	23	-	142	-	908	29	-	-	10	-	-	
HITCHCOCK	67	1,909	8	-	1	121	3	47	1	9	-	-	1	2	-	-	119	1	964	-	1,072	20	-	-	17	-	-	
HOLT	36	6,437	25	1	9	443	32	291	23	37	-	1	2	10	12	-	348	37	2,380	-	3,609	89	5	-	19	43	2	
HOOKER	93	526	2	-	28	2	10	-	2	-	-	-	1	-	-	-	14	-	217	-	327	-	1	1	9	-	2	
HOWARD	49	4,203	25	-	2	291	1	290	5	22	-	-	1	8	31	-	196	5	1,700	-	1,726	129	8	18	1	-	1	
JEFFERSON	33	4,660	28	-	14	366	50	245	20	17	-	-	4	4	23	-	241	4	2,908	-	2,414	82	6	6	2	-	25	
JOHNSON	57	2,790	16	1	-	152	1	130	4	13	-	-	3	23	-	-	119	1	1,204	-	1,040	32	1	6	4	-	1	
KEARNEY	52	4,123	33	-	9	260	26	239	14	29	-	-	1	4	23	-	248	1	1,810	-	1,746	244	-	10	10	2	-	
KEITH	68	5,487	70	-	13	427	12	294	14	38	-	-	5	6	5	-	273	-	2,611	-	1,488	14	2	2	9	-	1	
KEYA PAHA	82	505	1	-	36	1	30	-	1	-	-	-	1	4	-	-	28	1	121	-	593	6	-	-	2	-	6	
KIMBALL	71	2,349	26	-	1	200	-	108	3	12	-	-	1	2	1	-	117	-	1,031	-	850	68	-	-	45	-	-	
KNOX	12	5,259	40	-	6	333	20	207	5	15	-	1	2	12	30	-	282	21	2,078	-	2,249	118	3	9	8	-	5	
LANCASTER	2	156,517	1,023	8	286	3,856	380																					

2009 DMV Annual Report

2009		BUS							NON-RESIDENT							TRAILER							DEALER							GOVERNMENT				2009 Total
COUNTY	NO.	Loc	Sch	Comm	Bus	MC	Pass.	30 Day	Tfr	Comm.	Utility	Farm	Semi	Fert- lizer	Appor- tioned	Pole Reel	Pass- enger	Per- sonal	MC	Trailer	Trans- porter	Boat Trfr	Snow- mobile	Repo	State	Co.	Muni- cipal	School District						
ADAMS	14	1	13	-	-	-	1	-	-	932	2,859	957	176	617	-	-	253	2	15	19	-	-	-	-	-	161	137	89	13,332					
ANTELOPE	26	-	-	1	-	-	-	-	-	182	1,344	980	112	347	-	1	41	1	1	2	-	-	-	-	-	116	137	89	13,332					
ARTHUR	91	-	-	-	-	-	-	-	-	8	63	174	-	-	-	-	-	-	-	-	-	-	-	-	-	13	-	9	897					
BANNER	85	-	-	-	-	-	-	-	-	13	87	288	3	-	-	-	-	-	-	-	-	-	-	-	-	30	-	19	1,685					
BLAINE	86	-	-	-	-	-	-	-	-	9	27	281	-	-	-	-	3	1	-	-	-	-	-	-	-	28	1	24	1,159					
BOONE	23	-	-	1	-	-	-	-	-	131	868	892	85	360	-	5	34	1	1	1	-	-	-	-	-	84	97	54	10,642					
BOX BUTTE	65	-	-	1	-	-	-	-	-	230	1,724	737	35	272	-	4	31	2	-	-	-	-	-	-	-	94	162	51	17,436					
BOYD	63	-	2	-	-	-	-	-	-	29	273	475	-	35	-	2	9	-	-	-	-	-	-	-	-	50	20	46	3,879					
BROWN	75	-	-	-	-	-	-	-	-	119	584	620	10	154	-	6	32	1	-	2	-	-	-	-	-	85	67	14	5,889					
BUFFALO	9	-	3	12	-	-	16	3	8	776	5,898	1,379	370	468	-	8	345	8	12	35	-	-	-	-	-	238	276	184	55,456					
BURT	31	-	-	-	-	-	-	-	-	84	1,121	506	27	245	-	1	37	1	3	2	-	-	-	-	-	86	114	76	11,105					
BUTLER	25	-	11	1	-	-	1	-	-	116	1,349	947	181	507	-	3	30	1	2	3	-	-	-	-	-	169	91	57	14,935					
CASS	20	-	-	84	1	21	164	1	31	243	4,033	573	47	92	-	6	175	5	4	7	-	-	-	-	-	167	175	131	34,311					
CEDAR	13	-	12	-	-	-	-	-	-	142	1,455	866	55	141	-	1	45	-	1	5	-	-	-	-	-	79	137	91	13,940					
CHASE	72	-	-	-	-	-	1	-	-	87	860	688	63	374	-	-	55	1	1	4	-	-	-	-	-	79	84	69	8,108					
CHERRY	66	-	-	-	-	-	-	-	-	100	954	1,543	16	-	-	2	36	-	1	4	-	-	-	-	-	225	68	34	10,348					
CHEYENNE	39	-	-	1	-	-	1	-	-	123	1,668	463	28	79	-	4	68	4	8	3	-	-	-	-	-	112	161	105	14,923					
CLAY	30	-	-	3	-	-	-	-	-	180	1,108	771	81	1,005	-	-	46	1	1	5	-	-	-	-	-	64	154	79	12,683					
COLFAX	43	-	-	-	-	-	1	-	-	184	897	615	147	453	-	-	53	2	2	1	-	-	-	-	-	64	129	65	14,120					
CUMING	24	-	-	-	-	-	-	-	-	211	1,364	861	23	254	-	4	54	3	-	5	-	-	-	-	-	37	108	62	14,270					
CUSTER	4	-	-	5	-	-	1	-	-	383	1,565	2,094	64	367	-	12	61	2	3	7	-	-	-	-	-	218	156	125	20,357					
DAKOTA	70	-	25	-	-	-	-	-	-	364	2,063	289	177	17	-	-	209	4	10	16	-	-	-	-	1	91	188	68	22,433					
DAWES	69	-	1	-	-	-	1	-	-	121	1,035	694	7	1	-	2	128	5	9	16	-	-	-	-	-	124	126	37	11,119					
DAWSON	18	-	1	-	-	-	-	-	-	713	3,245	1,390	9	575	-	1	174	2	1	6	-	-	-	-	-	163	282	137	31,707					
DEUEL	78	-	-	-	-	-	-	-	-	42	349	321	-	282	-	1	1	-	-	-	-	-	-	-	-	34	51	23	4,059					
DIXON	35	-	-	-	-	-	-	-	-	63	908	484	32	41	-	-	4	1	-	-	-	-	-	-	-	51	116	57	8,888					
DODGE	5	-	11	-	-	-	4	-	-	431	3,830	597	112	320	-	3	382	13	27	27	-	-	-	-	-	77	462	126	42,558					
DOUGLAS	1	60	182	97	1	40	594	20	16	2,952	17,149	106	236	-	-	51	2,319	63	78	49	-	-	-	-	21	1,260	2,116	833	426,925					
DUNDY	76	-	-	-	-	-	-	-	-	62	260	447	7	5	-	6	6	-	-	-	-	-	-	-	-	59	31	42	4,094					
FILLMORE	34	-	10	-	-	-	-	-	-	206	914	748	65	606	-	-	19	2	-	2	-	-	-	-	-	63	110	46	11,450					
FRANKLIN	50	-	-	-	-	-	-	-	-	61	497	675	1	373	-	1	1	1	-	-	-	-	-	-	-	62	82	28	6,521					
FRONTIER	60	-	-	-	-	-	-	-	-	49	528	685	19	149	-	2	1	-	-	-	-	-	-	-	-	88	30	59	5,958					
FURNAS	38	-	-	1	-	-	1	-	-	192	985	572	17	489	-	2	55	1	1	5	-	-	-	-	-	81	132	84	9,679					
GAGE	3	-	1	1	-	-	1	-	2	494	2,693	934	90	85	-	5	172	11	4	15	-	-	-	-	-	146	280	176	30,191					
GARDEN	77	-	-	-	-	-	-	-	-	26	440	497	14	80	-	-	-	-	-	1	-	-	-	-	-	94	10	19	4,248					
GARFIELD	83	-	-	-	-	-	-	-	-	77	396	366	24	-	-	-	5	-	-	-	-	-	-	-	-	58	34	9	3,520					
GOSPER	73	-	-	-	-	-	-	-	-	65	487	440	3	102	-	-	5	1	-	-	-	-	-	-	-	56	7	14	4,076					
GRANT	92	-	-	-	-	-	-	-	-	19	154	219	6	-	-	3	10	-	-	3	-	-	-	-	-	44	5	9	1,399					
GREELEY	62	-	-	-	-	-	1	-	-	84	324	489	62	109	-	1	10	-	-	-	-	-	-	-	-	72	55	50	4,916					
HALL	8	-	8	6	-	-	7	1	2	1,043	5,675	810	354	967	-	15	622	11	24	36	-	-	-	-	-	234	416	238	66,276					
HAMILTON	28	-	-	-	-	-	-	-	2	298	1,512	853	46	772	-	-	30	-	3	9	-	-	-	-	-	112	103	84	15,805					
HARLAN	51	-	1	-	-	-	1	-	-	65	773	500	12	158	-	2	24	1	-	-	-	-	-	-	-	44	47	20	6,613					
HAYES	79	-	-	-	-	-	-	-	-	28	138	387	2	32	-	1	-	-	-	-	-	-	-	-	1	42	3	22	2,438					
HITCHCOCK	67	-	-	-	-	-	-	-	-	117	650	539	8	206	-	4	8	-	-	-	-	-	-	-	-	34	91	34	5,986					
HOLT	36	-	6	-	-	-	-	-	-	274	1,935	2,181	79	227	-	5	93	2	-	16	-	-	-	-	-	155	165	58	19,052					
HOOVER	93	-	-	-	-	-	-	-	-	52	134	188	3	-	-	4	-	-	-	-	-	-	-	-	-	32	18	21	1,594					
HOWARD	49	-	-	-	-	-	-	-	-	71	1,357	687	61	267	-	2	84	-	4	8	-	-	-	-	-	104	70	49	11,427					
JEFFERSON	33	-	-	2	-	-	-	-	1	183	1,072	799	14	614	-	5	36	6	4	1	-	-	-	-	-	137	94	83	13,066					
JOHNSON	57	-	-	-	-	-	2	-	1	82	542	460	4	165	-	3	38	2	-	-	-	-	-	-	-	85	41	49	7,015					
KEARNEY	52	-	-	-	-	-	-	-	-	94	1,181	634	52	730	-	-	29	1	-	3	-	-	-	-	-	81	85	79	11,801					
KEITH	68	-	1	-	-	-	2	-	-	220	2,153	780	5	121	-	1	47	6	2	1	-	-	-	-	-	88	113	54	14,366					
KEYA PAHA	82	1	-	-	-	-	-	-	-	9	240	328	-	-	-	1	-	-	-	-	-	-	-	-	-	40	2	4	1,962					
KIMBALL	71	-	1	4	-	-	1	-	3	114	543	352	7	1	-	-	30	4	1	1	-	-	-	-	-	70	67	34	6,047					
KNOX	12	-	19	-	-	-	1	-	-	162	1,537	1,106	31	66	-	2	51	4	2	-	-	-	-	-	-	92	183	77	14,036					
LANCASTER	2	5	65	11	-	9	60	13	2	3,147	13,797	1,224	351	200	-	22	1,267	39	55	41	-	-	-	-	-	624	1,366	613	246,401					
LINCOLN	15	-	7	7	-	1	7	3	1	537	6,040	2,112	48	324	-	3	176	14	15	18	-	-	-	-	-	262	359	215	49,700					
LOGAN	87	-	-	-	-	-	-	-	-	31	108	303	16	43	-	-	-	-	-	-	-	-	-	-	-	21	3	19	1,802					
LOUP	88	-	-	-	-	-	-	-	-	18	162	255	6	-	-	-	5	-	-	-	-	-	-	-	-	23	3	16	1,558					
MADISON	7	-	4	-	-	-	1	-	-	564	4,188	822	177	187	-	14	258	10	22	29	-	-	-	-	-	190	316	350	42,207					
MCPHERSON	90	-	-	-	-	-	-	-	-	11	56	275	-	-	-	-	-	-	-	-	-	-	-	-	-	18	-	5	1,148					
MERRICK	46	-	5	-	-	-	-	-	-	236	1,226	692	51	332	-	2	60	3	-	4	-	-	-	-	-	90	122	54	12,460					
MORRILL	64	-	3	-	-	-	-	-	-	142	698	804	50	242	-	7	19	5	4	4	-	-												



An Affirmative Action/Equal Employment Opportunity Agency